

MICRO-TECH

YOUR TRUSTED PARTNER IN ENDOSCOPY!

GI ENDOSCOPY DEVICES  
& ACCESSORIES

# PRODUCT CATALOG




MICRO-TECH (Nanjing) Co., Ltd,

No.10, Gaoke 3rd Road, National Hi-Tech Zone, Nanjing, China, 210032


PHONE +86-25-58646393 | E-MAIL sales@micro-tech.com.cn  
FAX +86-25-58744269 | Mtmarketing@micro-tech.com.cn

HTTP www.micro-tech-medical.com






Esophageal Stents | 08 |




Dilation Balloons | 26 |



Biliary Stents | 13 |



Hemostasis Clip Family | 30 |



Pancreatic Pseudocyst Stents | 15 |



**SHOW**  
SHORT WIRE SYSTEM  
Biliary ERCP (Shortwire) | 35 |




Intestinal Stents | 16 |



Biliary ERCP (Longwire) | 41 |



Tracheal Stents | 21 |



Guidewires | 56 |




ESD Knives | 58 |



Biopsy Forceps | 69 |



Snares | 59 |



Cytology Brushes | 74 |



Injection Needles | 62 |




Multiple Band Ligator Set | 75 |



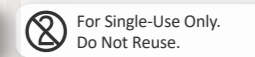
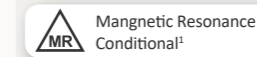
Retrieval Devices | 74 |



Accessories | 80 |



EUS Needles | 66 |



Product with this symbol may be used in Magnetic Resonance environment according to the conditions described in instruction for use.

Indications, Contraindications, Warnings and Instructions for Use can be found in the product labeling supplied with each device.

For further information, please contact your Micro-Tech Sales Representative or [sales@micro-tech.com.cn](mailto:sales@micro-tech.com.cn)

B-1-201911 Rev.8.0

## ESOPHAGEAL STENT

# Standard Esophageal Stents

MICRO-TECH provides you with a comprehensive selection of self-expanding stents for advancing through strictures. The stents are characterised by very high flexibility. The working diameter of the stent is 18 or 20 mm; as regards the lengths, models of between 60 and 120 mm are available. The optimum solution is therefore always at hand for every indication.



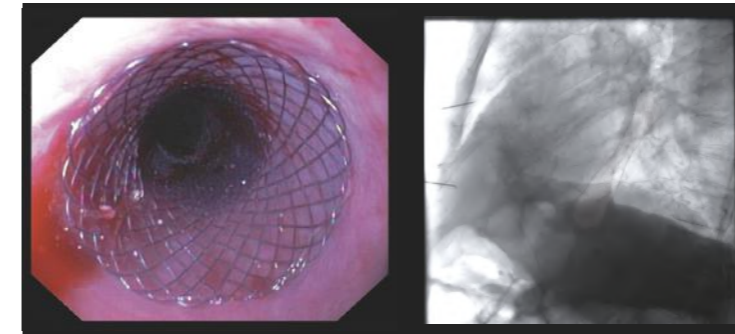
### Performance Characteristics

- Resheathable
- Nitinol mesh with atraumatic ends
- Excellent positional stability
- High radial force
- Resistant and elastic covering
- Fully covered stents available
- High radiopacity
- Extraction threads for removal and repositioning
- Compatible guide-wire up to 0.035 inches

### Successful in Practical Use

The stent adapts to the oesophageal wall in the best possible manner thanks to its atraumatic shape and high radial force. Furthermore, the stent possesses excellent radiopacity and can be positioned with good visibility and precision at significant points with the aid of the additional X-ray markings.

X-ray markings on the introducer indicate the ultimate position of the completely opened stent and assist its precise placement.



View of the proximal tulip

Released under X-ray


### Specifications

REF	Stent		Delivery System		Packaging	Resheathable
	Body O.D. (mm)	Expanded Length (mm)	Catheter O.D. (Fr/mm)	Working Length (mm)		
<b>Standard Esophageal Stents Partially-Covered</b>						
ST01-232-18.060	18	60	24/8	650	1/Box	✓
ST01-232-18.080	18	80	24/8	650	1/Box	✓
ST01-232-18.100	18	100	24/8	650	1/Box	✓
ST01-232-18.120	18	120	24/8	650	1/Box	✓
ST01-232-20.060	20	60	24/8	650	1/Box	✓
ST01-232-20.080	20	80	24/8	650	1/Box	✓
ST01-232-20.100	20	100	24/8	650	1/Box	✓
ST01-232-20.120	20	120	24/8	650	1/Box	✓
<b>Standard Esophageal Stents Fully-Covered</b>						
ST01-234-18.060	18	60	24/8	650	1/Box	✓
ST01-234-18.080	18	80	24/8	650	1/Box	✓
ST01-234-18.100	18	100	24/8	650	1/Box	✓
ST01-234-18.120	18	120	24/8	650	1/Box	✓
ST01-234-20.060	20	60	24/8	650	1/Box	✓
ST01-234-20.080	20	80	24/8	650	1/Box	✓
ST01-234-20.100	20	100	24/8	650	1/Box	✓
ST01-234-20.120	20	120	24/8	650	1/Box	✓

## Esophageal Stent

# Softcup Esophageal Stents

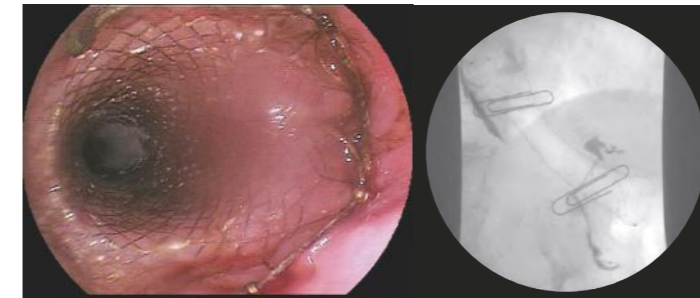
The Softcup esophageal stent from MICRO-TECH is equipped with a particularly soft proximal covered end, which prevents the hyperplasia causing restenosis. The interlaced mesh cup is designed to facilitate the end closure during stent extraction. The equipped thread is dedicated to the position adjustment while releasing the stent and to the subsequent extraction the stent is preloaded on the high-precision PRODIS introducer. This guarantees reliable release and simultaneously leaves the choice open to the user as to whether the stent should be released from the proximal towards the stent distal direction (PROximal release) or from the distal towards the proximal direction (DIStal release).



### Performance Characteristics

- Nitinol mesh with atraumatic ends
- Proximal Softcup design
- Excellent positional stability
- High radial force
- Resistant and elastic covering
- Complete covering
- High radiopacity
- Extraction threads for removal and repositioning
- Compatible guide-wire up to 0.035 inches

### Successful in practical use



View into the released stent

Released stent

The Softcup esophageal stent is completely covered and reduces the irritative stress for the patient with its particularly soft proximal tulip made of silicone. Its special design and the high radial force render the stent extremely positionally stable and guarantees a very snug fit on the esophageal wall. The good radiopacity and additional X-ray markings at significant points also facilitate orientation during stent placement.

### Maximum hold, Maximum comfort

The special design of the Softcup esophagus stent ensures excellent positional stability and is gentle on the patient at the same time: the soft end reduces the unpleasant sensation of carrying a foreign body in the esophagus.



### Specifications

REF	Stent		Delivery System		Packaging	Resheathable
	Body O.D. (mm)	Expanded Length (mm)	Catheter O.D. (Fr/mm)	Working Length (mm)		
<b>Softcup Esophageal Stents</b>						
ST31-234-18.060	18	60	24/8	650	1/Box	\
ST31-234-18.080	18	80	24/8	650	1/Box	\
ST31-234-18.100	18	100	24/8	650	1/Box	\
ST31-234-18.120	18	120	24/8	650	1/Box	\
ST31-234-20.060	20	60	24/8	650	1/Box	\
ST31-234-20.080	20	80	24/8	650	1/Box	\
ST31-234-20.100	20	100	24/8	650	1/Box	\
ST31-234-20.120	20	120	24/8	650	1/Box	\



## Esophageal Stent

# Anti-Reflux Esophageal Stents

Bypass of the cardia with a stent results in gastroesophageal reflux. In order to prevent the latter and thereby minimise the risk of bronchopulmonary aspirations, the Anti-Reflux Esophageal Stents from MICRO-TECH are equipped with a unique valve system.

The revolutionary aspect of the valve is its 2-way function which imitates the human protective mechanism perfectly. On the one hand, it allows food and liquids to enter the stomach unimpeded and reliably prevents reflux. On the other, it opens in the oral direction in case of excessive pressure. The patient can therefore obtain relief by vomiting in spite of the valve. The valve is particularly flexible and, at the same time, highly resistant to gastric acid.

### Performance Characteristics

- Innovative 1-way valve system
- Nitinol mesh with atraumatic ends
- Excellent positional stability
- High radial force
- Resistant and elastic covering
- High radiopacity
- Extraction threads for removal and repositioning
- Compatible guide-wire up to 0.035 inches



### Specifications


REF	Stent		Delivery System		Packaging	Resheathable
	Body O.D. (mm)	Expanded Length (mm)	Catheter O.D. (Fr/mm)	Working Length (mm)		
<b>Anti-Reflux Esophageal Stents Partially-Covered</b>						
ST21-112-18.100	18	100	24/8	650	1/Box	\
ST21-112-20.100	20	100	24/8	650	1/Box	\
<b>Anti-Reflux Esophageal Stents Fully-Covered</b>						
ST21-114-18.100	18	100	24/8	650	1/Box	\
ST21-114-20.100	20	100	24/8	650	1/Box	\

## Esophageal Stent

# Cardia Stents

Treatment of the cardia is mainly associated with two complications. Firstly, the stent has an increased tendency to migrate at this point. Secondly, a stent end may protrude far into the stomach and cause pressure necrosis. The Cardia Stent by MICRO-TECH is a specially designed stent perfectly tailored to this challenging anatomical diagnosis.

Its unique design gives the Cardia-Umbrella-Stent extremely high positional stability and prevents its migration in both the gastric and oral directions. The special feature here is the fact that the lower oesophageal sphincter lies between the bulbous section and the distal end of the stent which is shaped like an opened umbrella. Furthermore, the stent does not protrude into the stomach as a result of this umbrella-shaped design, ending directly behind the oesophageal gastric junction. The risk of pressure necrosis is thus markedly reduced and any potential patient discomfort is decreased.



### Performance Characteristics

- Unique umbrella design
- Nitinol mesh with atraumatic ends
- Excellent positional stability
- High radial force
- Resistant and elastic covering
- Fully covered stents available
- High radiopacity
- Extraction threads for removal and repositioning
- Compatible guide-wire up to 0.035 inches

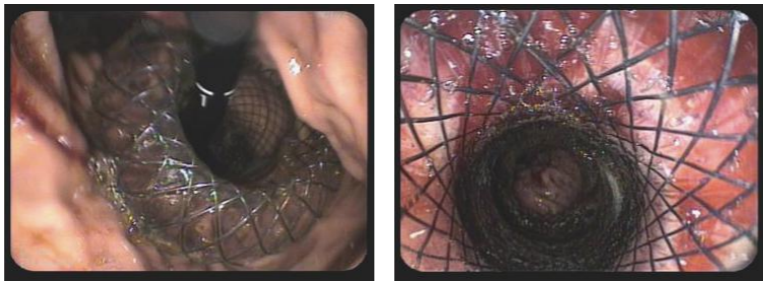


X-ray marking

# Esophageal Stent Segmented Stents

## Successful in practical use

The inverse view from the stomach of the distal end of the stent shows how the umbrella end clings to the gastric mucosa directly behind the cardia without protruding into the stomach. From the perspective of the oesophagus into the stent, the bulge before the cardia and the shaping of the stent in the area of the cardia can be clearly distinguished. Both guarantee excellent positional stability for the stent.



View of the umbrella end (stomach)



View into the released stent (oesophagus)

## Keeps its promises

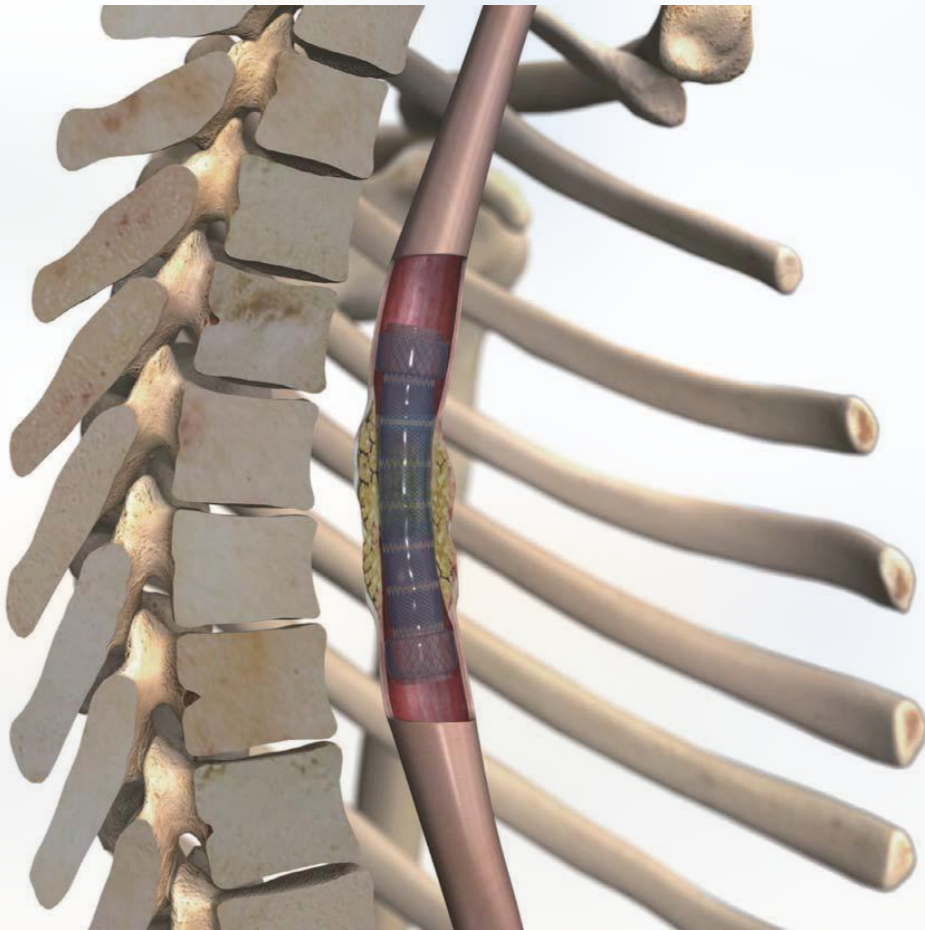
Together with the high radial force, the spherical proximal end and the complete covering, the innovative umbrella design guarantees ideal hold in the area of the cardia. Radiopaque markers in prominent positions ease the placement of the stent under radiological view.



## Specifications

REF	Stent		Delivery System		Packaging	Resheathable
	Body O.D. (mm)	Expanded Length (mm)	Catheter O.D. (Fr/mm)	Working Length (mm)		
<b>Cardia Stents Partially-Covered</b> 						
ST01-982-24.080	24	80	24/8	650	1/Box	\
ST01-982-24.100	24	100	24/8	650	1/Box	\
ST01-982-24.120	24	120	24/8	650	1/Box	\
<b>Cardia Stents Fully-Covered</b> 						
ST01-984-24.080	24	80	24/8	650	1/Box	\
ST01-984-24.100	24	100	24/8	650	1/Box	\
ST01-984-24.120	24	120	24/8	650	1/Box	\

Esophageal Stents with segmented design to allow higher flexibility and conformity for bypassing esophageal stenoses.



## Performance Characteristics


- Segmented modular stent body allowing independent movements between each module to maximize conformance to curved or tortuous anatomy
- Segmented design minimizes migration
- Comparable radial force
- Retrieval suture for removal and repositioning

Segmented design




# Biliary stent

The Biliary Stent is preloaded on the delivery system for ERCP or PTCD. The stent for ERCP is placed through the working channel of the endoscope. The system is introduced into the biliary duct through the papilla under visual control.

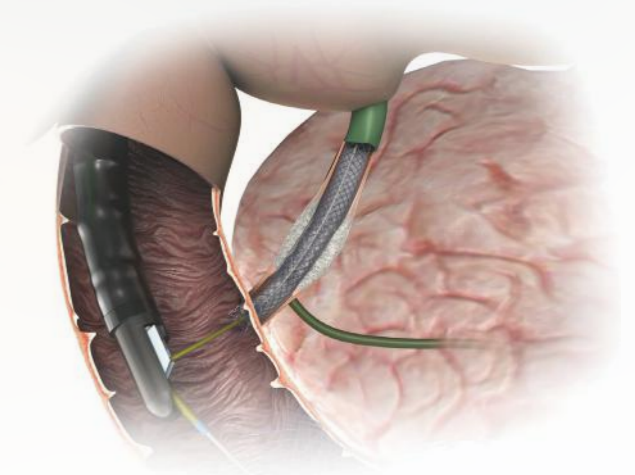


## Specifications




REF	Stent		Delivery System		Packaging	Resheathable
	Body O.D. (mm)	Expanded Length (mm)	Catheter O.D. (Fr/mm)	Working Length (mm)		
<b>Segmented Stents Fully-Covered</b> 						
ST71-224-18.060	18	60	24/8	650	1/Box	\
ST71-224-18.080	18	80	24/8	650	1/Box	\
ST71-224-18.100	18	100	24/8	650	1/Box	\
ST71-224-18.120	18	120	24/8	650	1/Box	\
ST71-224-18.140	18	140	24/8	650	1/Box	\
ST71-224-20.060	20	60	24/8	650	1/Box	\
ST71-224-20.080	20	80	24/8	650	1/Box	\
ST71-224-20.100	20	100	24/8	650	1/Box	\
ST71-224-20.120	20	120	24/8	650	1/Box	\
ST71-224-20.140	20	140	24/8	650	1/Box	\
ST71-224-22.060	22	60	24/8	650	1/Box	\
ST71-224-22.080	22	80	24/8	650	1/Box	\
ST71-224-22.100	22	100	24/8	650	1/Box	\
ST71-224-22.120	22	120	24/8	650	1/Box	\
ST71-224-22.140	22	140	24/8	650	1/Box	\
ST71-224-22.150	22	150	24/8	650	1/Box	\

## Performance Characteristics

- Available for ERCP and PTCD
- Nitinol wire mesh with atraumatic ends
- Release under visual endoscopic control
- Excellent position stability
- High radiopacity
- Compatible guide-wire up to 0.035 inches



## Specifications

REF	Stent		Delivery System		Packaging	Resheathable
	Body O.D. (mm)	Expanded Length (mm)	Catheter O.D. (Fr/mm)	Working Length (mm)		
<b>Biliary stent Non-Covered</b> 						
ST03-001-10.040	10	40	8/2.7	1800	1/Box	√
ST03-001-10.060	10	60	8/2.7	1800	1/Box	√
ST03-001-10.080	10	80	8/2.7	1800	1/Box	√
ST03-001-10.100	10	100	8/2.7	1800	1/Box	√
<b>Biliary stent Partially-Covered</b> 						
ST03-002-10.040	10	40	9/3.0	1800	1/Box	√
ST03-002-10.060	10	60	9/3.0	1800	1/Box	√
ST03-002-10.080	10	80	9/3.0	1800	1/Box	√
ST03-002-10.100	10	100	9/3.0	1800	1/Box	√
<b>Biliary stent Fully-Covered</b> 						
ST03-004-10.040	10	40	9/3.0	1800	1/Box	\
ST03-004-10.050	10	50	9/3.0	1800	1/Box	\
ST03-004-10.060	10	60	9/3.0	1800	1/Box	\
ST03-004-10.080	10	80	9/3.0	1800	1/Box	\
ST03-004-10.100	10	100	9/3.0	1800	1/Box	\

For more specifications information, please contact your Micro-Tech Sales Representative or [sales@micro-tech.com.cn](mailto:sales@micro-tech.com.cn)

# Sterile Pancreatic Pseudocyst Stent with Delivery System

## Performance Characteristics

- New bridge between gastrointestinal lumen and pancreas
- Self-expanding stent with mashroom and umbrella ends, more safety (mashroom avoid the stent dropping into the pancreas, umbrella for easy-retrieval)
- Special safe lock to ensure the release process in the safe condition
- Fully covering, to prevent the hyperplasia
- Innovative drainage method, less complication, higher efficiency



## Specifications

REF	Stent		Delivery System		Packaging	Resheathable
	Body O.D. (mm)	Expanded Length (mm)	Catheter O.D. (Fr/mm)	Working Length (mm)		
<b>Pancreatic Pseudocyst Stent</b>						
NST33-544-10.015	10	15	10.5/3.5	1800	1/Box	\
NST33-544-10.020	10	20	10.5/3.5	1800	1/Box	\
NST33-544-10.025	10	25	10.5/3.5	1800	1/Box	\
NST33-544-10.030	10	30	10.5/3.5	1800	1/Box	\
NST33-544-12.015	12	15	10.5/3.5	1800	1/Box	\
NST33-544-12.020	12	20	10.5/3.5	1800	1/Box	\
NST33-544-12.025	12	25	10.5/3.5	1800	1/Box	\
NST33-544-12.030	12	30	10.5/3.5	1800	1/Box	\
NST33-544-14.015	14	15	10.5/3.5	1800	1/Box	\
NST33-544-14.020	14	20	10.5/3.5	1800	1/Box	\
NST33-544-14.025	14	25	10.5/3.5	1800	1/Box	\
NST33-544-14.030	14	30	10.5/3.5	1800	1/Box	\
NST33-544-16.015	16	15	10.5/3.5	1800	1/Box	\
NST33-544-16.020	16	20	10.5/3.5	1800	1/Box	\
NST33-544-16.025	16	25	10.5/3.5	1800	1/Box	\
NST33-544-16.030	16	30	10.5/3.5	1800	1/Box	\




# Intestinal Stent

## Duodenal Stents

Successful in Practical Use

The self-expanding Nitinol duodenal stents are used to bypass stenoses in the duodenum. Their spherical ends adapt perfectly to the anatomy of the duodenum, thereby guaranteeing maximum positional stability. Stents with and without covering are available depending on the indication.

The duodenal stent is preloaded on a TTS introducer (through-the scope) as standard. Insertion can therefore be performed through the working channel of the endoscope and the stent can be released under endoscopic observation. X-ray markings on the introducer and on the stent ensure optimum radiological visualisation.



### Performance Characteristics

- Spherical ends
- Nitinol mesh with atraumatic ends
- Release under endoscopic observation
- Excellent positional stability
- Resistant and elastic covering
- High radiopacity
- Extraction threads for removal and repositioning
- Compatible guide-wire up to 0.035 inches

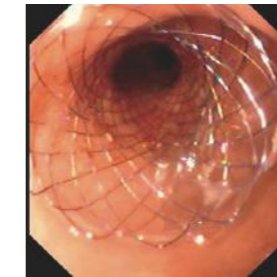


X-ray marking

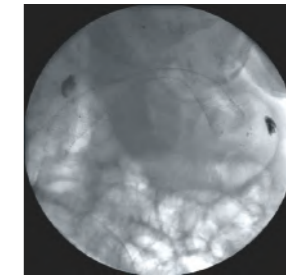


Extraction thread

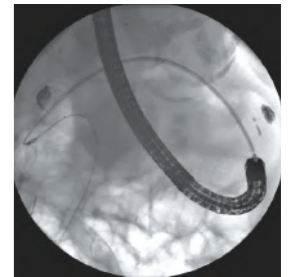
The X-ray images show the release process under radiological monitoring. The good radiopacity plus additional X-ray markings on the stent assist orientation and facilitate the release of the duodenal stent. The endoscopic position control clarifies the stent's optimum expansion.




View into the released stent



Released stent



Stent during release



100 mm

80 mm

60 mm

### Always the Appropriate Solution

With a diameter of 20 mm and different lengths of 60, 80 or 100 mm, the range of duodenal stents always offers you the right size for your patient.


### Specifications

REF	Stent		Delivery System		Packaging	Resheathable
	Body O.D. (mm)	Expanded Length (mm)	Catheter O.D. (Fr/mm)	Working Length (mm)		
<b>Duodenal Stents Non-Covered</b>						
ST74-331-20.060	20	60	10/3.3	1800	1/Box	\
ST74-331-20.080	20	80	10/3.3	1800	1/Box	\
ST74-331-20.100	20	100	10/3.3	1800	1/Box	\
<b>Duodenal Stents Partially-Covered</b>						
ST74-332-20.060	20	60	10.5/3.5	1800	1/Box	\
ST74-332-20.080	20	80	10.5/3.5	1800	1/Box	\
ST74-332-20.100	20	100	10.5/3.5	1800	1/Box	\
<b>Duodenal Stents Fully-Covered</b>						
ST74-334-20.060	20	60	11/3.7	1800	1/Box	\
ST74-334-20.080	20	80	11/3.7	1800	1/Box	\
ST74-334-20.100	20	100	11/3.7	1800	1/Box	\

## Intestinal Stent


# Colonic and Rectal Stents

Positional stability is paramount with colonic stents. MICRO-TECH TTS colonic and rectal stents are known for their ability to anchor safely inside the bowel and optimally adapt to the anatomy and peristalsis of the colon. The transition from the main body of the stent to its spherical ends is flush, thus ensuring smooth contact with the colon wall



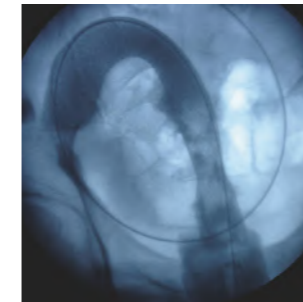
### Performance Characteristics

- Nitinol mesh with atraumatic ends
- Anatomical design
- Excellent positional stability
- High radial force
- Resistant and elastic covering
- High radiopacity
- Extraction threads for removal and repositioning
- Compatible guide-wire up to 0.035 inches

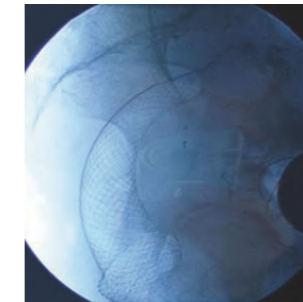


Spherical end

### Successful in Practical Use

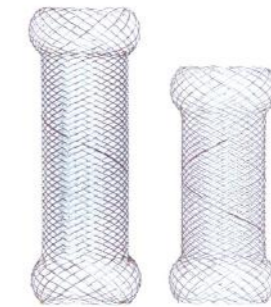


Control with contrast medium



Released colonic stent

The stents are convincing in practice by the good opening behaviour and the special distinctive end shape of the colon stent with which the stents can be firmly anchored in the semilunar folds of the colon. In order to facilitate orientation during release, the stents have additional X-ray markings at all significant points.



Colonic and rectal stents

### Positionally stable in all sizes





The colonic and rectal stents are available in a length of either 80 mm or 100 mm.

### Specifications


REF	Stent		Delivery System		Packaging	Resheathable
	Body O.D. (mm)	Expanded Length (mm)	Catheter O.D. (Fr/mm)	Working Length (mm)		
<b>Colonic and Rectal Stents Non-Covered (Colonic)</b>						
ST64-331-24.080	24	80	10/3.3	2300	1/Box	\
ST64-331-24.100	24	100	10/3.3	2300	1/Box	\
ST64-331-26.060	26	80	10/3.3	2300	1/Box	\
ST64-331-26.060	26	100	10/3.3	2300	1/Box	\
<b>Colonic and Rectal Stents Non-Covered (Rectal)</b>						
ST44-331-24.080	24	80	24/8	650	1/Box	\
ST44-331-24.100	24	100	24/8	650	1/Box	\
ST44-331-26.080	26	80	24/8	650	1/Box	\
ST44-331-26.100	26	100	24/8	650	1/Box	\



# Standard Tracheal / Bronchial stents

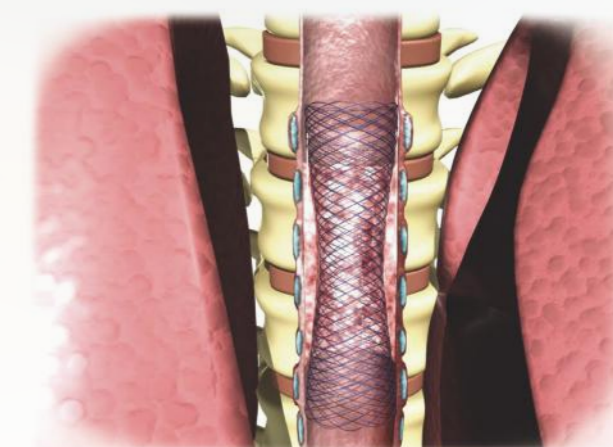
REF	Stent		Delivery System		Packaging	Resheathable
	Body O.D. (mm)	Expanded Length (mm)	Catheter O.D. (Fr/mm)	Working Length (mm)		
<b>Colonic and Rectal Stents Partially-Covered (Colonic)</b> 						
ST64-332-24.080	24	80	10.5/3.5	2300	1/Box	\
ST64-332-24.100	24	100	10.5/3.5	2300	1/Box	\
ST64-332-26.080	26	80	10.5/3.5	2300	1/Box	\
ST64-332-26.100	26	100	10.5/3.5	2300	1/Box	\
<b>Colonic and Rectal Stents Partially-Covered (Rectal)</b> 						
ST44-332-24.080	24	80	24/8	650	1/Box	\
ST44-332-24.100	24	100	24/8	650	1/Box	\
ST44-332-26.080	26	80	24/8	650	1/Box	\
ST44-332-26.100	26	100	24/8	650	1/Box	\
<b>Colonic and Rectal Stents Fully-Covered (Colonic)</b> 						
ST64-334-24.080	24	80	11/3.7	2300	1/Box	\
ST64-334-24.100	24	100	11/3.7	2300	1/Box	\
<b>Colonic and Rectal Stents Partially-Covered (Rectal)</b> 						
ST44-334-24.080	24	80	24/8	650	1/Box	\
ST44-334-24.100	24	100	24/8	650	1/Box	\
ST44-334-26.080	26	80	24/8	650	1/Box	\
ST44-334-26.100	26	100	24/8	650	1/Box	\




The highly varied selection of self-expanding stents for the respiratory tracts offers you the right solution for every indication. All in all, different diameters of 14 and 16mm in addition to different lengths of between 40 to 60 mm are available. Spherical ends in addition to the high radial force of the stent ensure a firm hold and minimise migration risk.



### Performance Characteristics

- Nitinol mesh with atraumatic ends
- Excellent positional stability
- High radial force
- Resistant and elastic covering
- Fully covered stents available
- High radiopacity
- Compatible guide-wire up to 0.035 inches



REF	Stent		Delivery System		Packaging	Resheathable
	Body O.D. (mm)	Expanded Length (mm)	Catheter O.D. (Fr/mm)	Working Length (mm)		
<b>Standard Tracheal/Bronchial Stents Non-Covered</b> 						
ST02-331-14.040	14	40	18/6.0	650	1/Box	\
ST02-331-14.050	14	50	18/6.0	650	1/Box	\
ST02-331-14.060	14	60	18/6.0	650	1/Box	\
ST02-331-16.040	16	40	18/6.0	650	1/Box	\
ST02-331-16.050	16	50	18/6.0	650	1/Box	\
ST02-331-16.060	16	60	18/6.0	650	1/Box	\
<b>Standard Tracheal/Bronchial Stents Partially-Covered</b> 						
ST02-332-14.040	14	40	18/6.0	600	1/Box	\
ST02-332-14.050	14	50	18/6.0	600	1/Box	\
ST02-332-14.060	14	60	18/6.0	600	1/Box	\
ST02-332-16.040	16	40	18/6.0	600	1/Box	\
ST02-332-16.050	16	50	18/6.0	600	1/Box	\
ST02-332-16.060	16	60	18/6.0	600	1/Box	\
<b>Standard Tracheal/Bronchial Stents Fully-Covered</b> 						
ST02-334-14.040	14	40	18/6.0	600	1/Box	\
ST02-334-14.050	14	50	18/6.0	600	1/Box	\
ST02-334-14.060	14	60	18/6.0	600	1/Box	\
ST02-334-16.040	16	40	18/6.0	600	1/Box	\
ST02-334-16.050	16	50	18/6.0	600	1/Box	\
ST02-334-16.060	16	60	18/6.0	600	1/Box	\

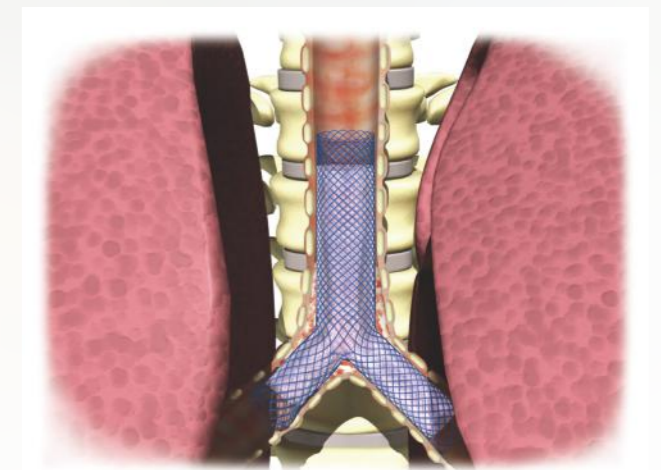
# Tracheal Stent Y-Shape Tracheal Stents

## A world innovation.

MICRO-TECH is the world's first company to present a self-expanding Y-stent for bypassing respiratory tract stenoses in the area around the carina. Its innovative design ensures a stable position and guarantees significant treatment advances in the trachea and in both main bronchi.

### Performance Characteristics

- Y-design
- Nitinol mesh with atraumatic ends
- Excellent positional stability
- High radial force
- Resistant and elastic covering
- High radiopacity
- Compatible guide-wire up to 0.035 inches



## Specifications

REF	Stent		Delivery System		Packaging	Resheathable
	Body O.D. (mm)	Expanded Length (mm)	Catheter O.D. (Fr/mm)	Working Length (mm)		
<b>Y-Shape Tracheal Stents Non-Covered</b>						
ST02-961-18.050	18	50	24/8	600	1/Box	\
ST02-961-18.060	18	60	24/8	600	1/Box	\
<b>Y-Shape Tracheal Stents Partially-Covered</b>						
ST02-962-18.050	18	50	24/8	600	1/Box	\
ST02-962-18.060	18	60	24/8	600	1/Box	\
<b>Y-Shape Tracheal Stents Fully-Covered</b>						
ST02-964-18.050	18	50	24/8	600	1/Box	\
ST02-964-18.060	18	60	24/8	600	1/Box	\

## Tracheal Stent

# J-Shape Tracheal Stents

MICRO-TECH would like to introduce an additional special stent designed specifically for treatment of the respiratory tracts in the shape of the self-expanding Carina-J-Stent. Owing to its angled design in the form of a J, the stent can be perfectly placed in the trachea and the remaining main bronchus after pneumectomy has been performed. The completely covered stent protects the surgical suture. At the same time, it seals any existing suture insufficiencies and effectively prevents suture stenoses. You can therefore reduce the risk of complications with the J-stent and assist the patient's healing process.



## Performance Characteristics

- Angled J-design
- Nitinol mesh with atraumatic ends
- Excellent positional stability
- High radial force
- Resistant and elastic covering
- Complete covering
- High radiopacity

## Specifications

REF	Stent		Delivery System		Packaging	Resheathable
	Body O.D. (mm)	Expanded Length (mm)	Catheter O.D. (Fr/mm)	Working Length (mm)		
<b>J-Shape Tracheal Stent Fully-Covered</b>						
ST02-974-16.040	16	40	18/6.0	650	1/Box	\
ST02-974-16.050	16	50	18/6.0	650	1/Box	\

# Dilation Balloons

Disposable Dilation Balloon

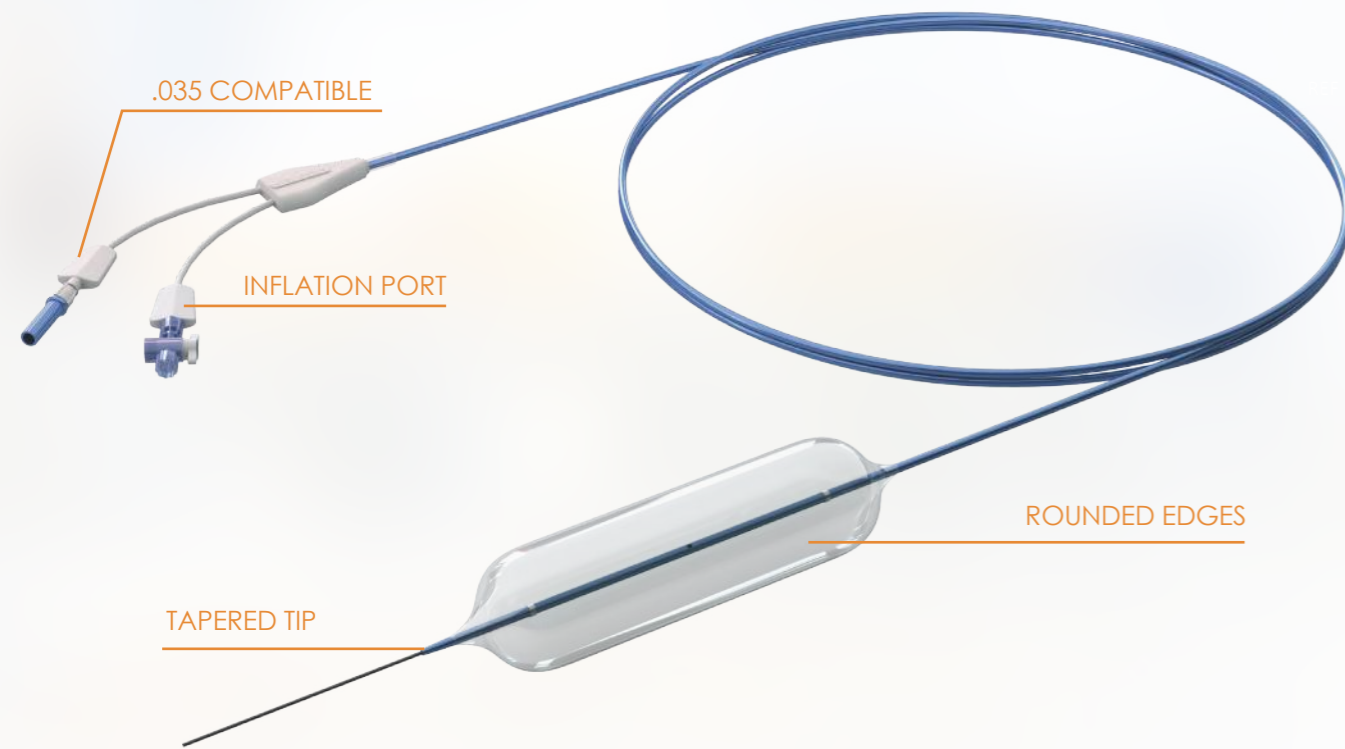
Disposable Multistage Dilation Balloon Catheter

Rapide™ Multistage Dilatation Balloon Catheter

The Multi-Stage Balloon provides 3 distinct sizes at set pressures and features little to no waisting.

The clear material and balloon design supports visualization throughout the procedure.

The Single-Stage Nylon Balloon provides high tensile strength and accurate sizing, at the maximum pressure, with no waisting.



Balloons are available in sizes from 6mm to 20mm with a pre-loaded .035 guide-wire, to facilitate placement in complex strictures or tortuous anatomy.

## Performance Characteristics

- Choose from either the Multi-Stage flexibility of the wire-guided Pebax balloon, delivering reliable 3 stage flexibility and control; or a Single-Stage wire-guided Nylon balloon that features no waisting for confident dilation
- All balloons feature two radiopaque markers, at the balloon shoulder, allowing for accurate placement across the stricture. The dedicated inflation port permits the introduction of contrast to further enhance visibility if desired
- The rounded tip aids in the smooth passage of the balloon across the stricture. Each balloon is provided with a pre-loaded 0.035 guide-wire with torque device, to assist in placement in tortuous or altered anatomy

## Specifications

REF	Balloon Type	Balloon Diameter (mm)	Catheter Diameter (Fr)	Balloon Length (mm)	Catheter Length (mm)	Minimum Working Channel (mm)
<b>Wire-Guided Multi-Stage - Esophageal/Pyloric</b>						⊗
MBD-AM-BA-2	Wire-Guided Multi-Stage	6-7-8	7	55	1800	2.8
MBD-BM-BA-2	Wire-Guided Multi-Stage	8-9-10	7	55	1800	2.8
MBD-CM-BA-2	Wire-Guided Multi-Stage	10-11-12	7	55	1800	2.8
MBD-DM-BA-2	Wire-Guided Multi-Stage	12-13.5-15	7	55	1800	2.8
MBD-EM-BA-2	Wire-Guided Multi-Stage	15-16.5-18	7	55	1800	2.8
MBD-FM-BA-2	Wire-Guided Multi-Stage	18-19-20	7	55	1800	3.2
MBD-AL-BA-2	Wire-Guided Multi-Stage	6-7-8	7	80	1800	2.8
MBD-BL-BA-2	Wire-Guided Multi-Stage	8-9-10	7	80	1800	2.8
MBD-CL-BA-2	Wire-Guided Multi-Stage	10-11-12	7	80	1800	2.8
MBD-DL-BA-2	Wire-Guided Multi-Stage	12-13.5-15	7	80	1800	2.8
MBD-EL-BA-2	Wire-Guided Multi-Stage	15-16.5-18	7	80	1800	2.8
MBD-FL-BA-2	Wire-Guided Multi-Stage	18-19-20	7	80	1800	3.2
<b>Rapide™ Fixed-Wire Multi-Stage - Esophageal</b>						⊗
FWB-06/80-6/18-M	Fixed-Wire Multi-Stage	6-7-8	6	80	1800	2.8
FWB-08/80-6/18-M	Fixed-Wire Multi-Stage	8-9-10	6	80	1800	2.8
FWB-10/80-6/18-M	Fixed-Wire Multi-Stage	10-11-12	6	80	1800	2.8
FWB-12/80-6/18-M	Fixed-Wire Multi-Stage	12-13.5-15	6	80	1800	2.8
FWB-15/80-6/18-M	Fixed-Wire Multi-Stage	15-16.5-18	6	80	1800	2.8
FWB-18/80-6/18-M	Fixed-Wire Multi-Stage	18-19-20	6	80	1800	2.8

REF	Balloon Type	Balloon Diameter (mm)	Catheter Diameter (Fr)	Balloon Length (mm)	Catheter Length (mm)	Minimum Working Channel (mm)
-----	--------------	-----------------------	------------------------	---------------------	----------------------	------------------------------

#### Wire-Guided Multi-Stage - Biliary



MBD-AS-BA-2	Wire-Guided Multi-Stage	6-7-8	7	30	1800	2.8
MBD-BS-BA-2	Wire-Guided Multi-Stage	8-9-10	7	30	1800	2.8
MBD-CS-BA-2	Wire-Guided Multi-Stage	10-11-12	7	30	1800	2.8
MBD-DS-BA-2	Wire-Guided Multi-Stage	12-13.5-15	7	30	1800	2.8

#### Wire-Guided Multi-Stage - Colonic



MBD-AM-BB-2	Wire-Guided Multi-Stage	6-7-8	7	55	2400	2.8
MBD-BM-BB-2	Wire-Guided Multi-Stage	8-9-10	7	55	2400	2.8
MBD-CM-BB-2	Wire-Guided Multi-Stage	10-11-12	7	55	2400	2.8
MBD-DM-BB-2	Wire-Guided Multi-Stage	12-13.5-15	7	55	2400	2.8
MBD-EM-BB-2	Wire-Guided Multi-Stage	15-16.5-18	7	55	2400	2.8
MBD-FM-BB-2	Wire-Guided Multi-Stage	18-19-20	7	55	2400	2.8

#### Wire-Guided Single-Stage - Colonic



BDC-6/55-7/24-A	Wire-Guided Multi-Stage (Preloaded)	6	7	55	2400	2.8
BDC-8/55-7/24-A	Wire-Guided Multi-Stage (Preloaded)	8	7	55	2400	2.8
BDC-10/55-7/24-A	Wire-Guided Multi-Stage (Preloaded)	10	7	55	2400	2.8
BDC-12/55-7/24-A	Wire-Guided Multi-Stage (Preloaded)	12	7	55	2400	2.8
BDC-14/55-7/24-A	Wire-Guided Multi-Stage (Preloaded)	14	7	55	2400	2.8
BDC-16/55-7/24-A	Wire-Guided Multi-Stage (Preloaded)	16	7	55	2400	2.8
BDC-18/55-7/24-A	Wire-Guided Multi-Stage (Preloaded)	18	7	55	2400	2.8

#### Achalasia



BDC-6/80-7/24-A	Wire-Guided Multi-Stage	25	7	80	1000	N/A*
BDC-8/80-7/24-A	Wire-Guided Multi-Stage	30	7	80	1000	N/A*
BDC-10/80-7/24-A	Wire-Guided Multi-Stage	35	7	80	1000	N/A*

\*Caution: Achalasia balloons do NOT fit into standard working channels.

REF	Balloon Type	Balloon Diameter (mm)	Catheter Diameter (Fr)	Balloon Length (mm)	Catheter Length (mm)	Minimum Working Channel (mm)
-----	--------------	-----------------------	------------------------	---------------------	----------------------	------------------------------

#### Wire-Guided Single-Stage - Pulmonary



BDC-6/30-7/10-A	Wire-Guided Multi-Stage (Preloaded)	6	7	30	1000	2.8
BDC-8/30-7/10-A	Wire-Guided Multi-Stage (Preloaded)	8	7	30	1000	2.8
BDC-10/30-7/10-A	Wire-Guided Multi-Stage (Preloaded)	10	7	30	1000	2.8
BDC-12/30-7/10-A	Wire-Guided Multi-Stage (Preloaded)	12	7	30	1000	2.8
BDC-14/55-7/10-A	Wire-Guided Multi-Stage (Preloaded)	14	7	55	1000	2.8
BDC-16/55-7/10-A	Wire-Guided Multi-Stage (Preloaded)	16	7	55	1000	2.8
BDC-18/55-7/10-A	Wire-Guided Multi-Stage (Preloaded)	18	7	55	1000	2.8

## Disposable Balloon Inflation Device



REF	Description
-----	-------------

#### Disposable Balloon Inflation Device



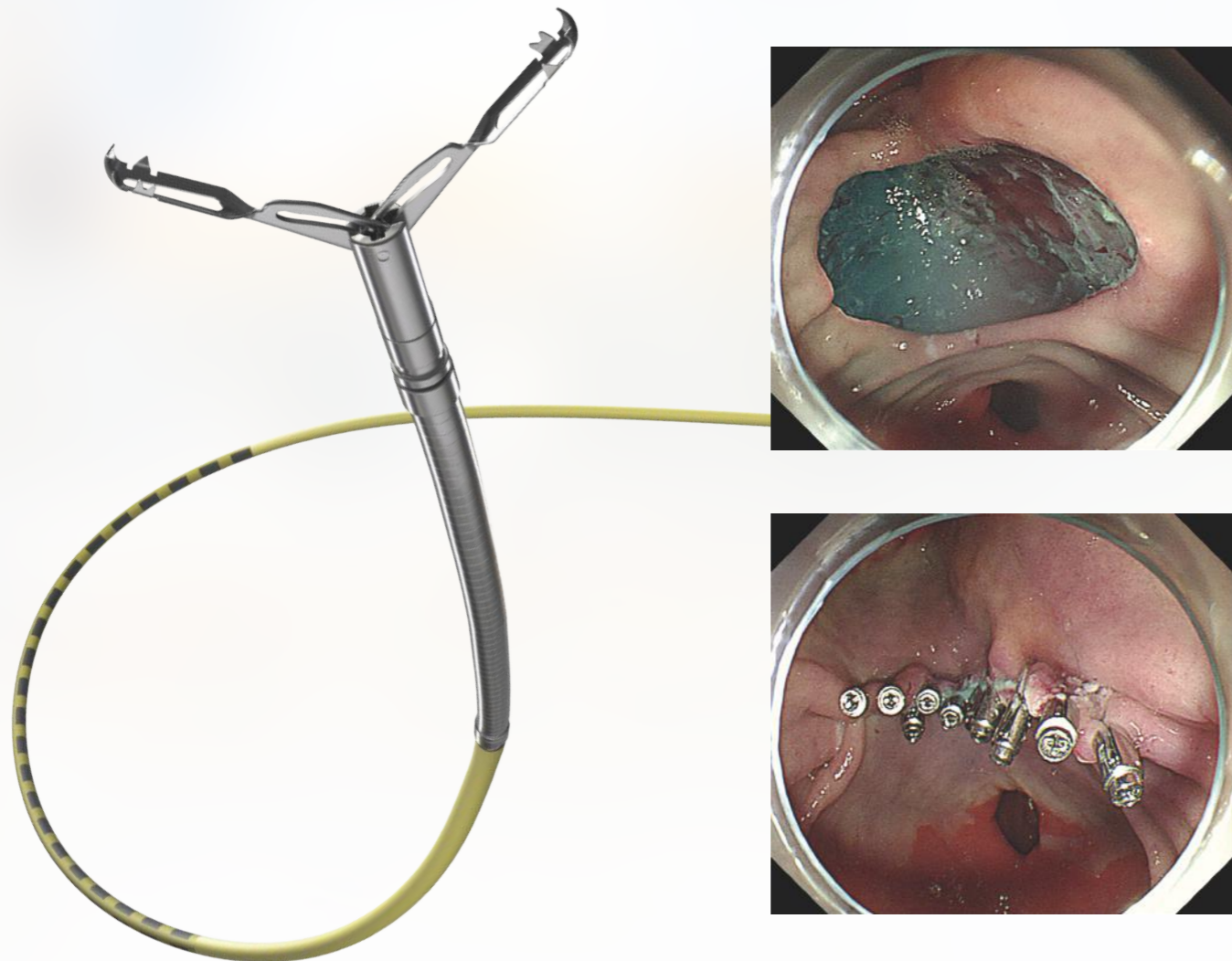
BID-15-60-01	Micro-Tech Balloon Inflation Device 60 ml with lock
--------------	---

## Sterile Repositionable Hemostasis Clipping Device

# LOCKADO™ Clip

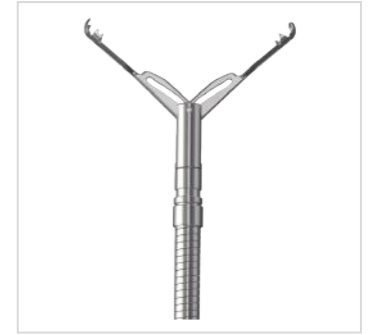
Stronger hold, More comfort

The new LOCKADO™ Clip from MICRO-TECH is designed to control bleeding more efficiently than ever. This is achieved via ten teeth that operate as anchoring spikes to ensure optimal fixation on the tissue of the bleeding area. Users can imitate the clip's actual closure while being able to reopen it at will. So its repositionable and this ensures more precision and flexibility which in turn reduces the total operational time. We have also increased the compression pressure, which enables a significantly improved closing force. For maximum patient comfort, the clip segment projecting into the lumen was designed to be particularly short. This enables comfortable nutrition and minimizes the risk of injury to the opposing tract. MICRO-TECH offers the LOCKADO™ in different variations. For example you can choose between three clip widths (8, 11 and 16 mm) to cover all needs and possible applications.




### Performance Characteristics

- Bleeding is better targeted and can be stopped quickly and specifically
- Ten teeth for ideal hold
- Clip arms with maximum contact pressure
- Unlimited repositioning possible prior to fixation
- High fixation due to better adaptation of tissue
- Increased the clips' compression pressure
- Short clip segment for greater patient comfort



Maximum span width of 16 mm

### Specifications


REF	Clip Max. Span Width (mm)	Working Length (mm)	Instrument Ø (mm)	Grip color	Covering	Packaging
<b>LOCKADO™ Clip</b> 						
LOCK-C-26-195-C	8	1950	2.6	Pink	Pink	10/Box
LOCK-C-26-230-C	8	2300	2.6	Pink	Pink	10/Box
LOCK-D-26-195-C	11	1950	2.6	Blue	Blue	10/Box
LOCK-D-26-230-C	11	2300	2.6	Blue	Blue	10/Box
LOCK-F-26-195-C	16	1950	2.6	Yellow	Yellow	10/Box
LOCK-F-26-230-C	16	2300	2.6	Yellow	Yellow	10/Box



## Sterile Repositionable Hemostasis Clipping Device

# SureClip™

The innovative clipping system from MICRO-TECH combines precise positioning with a reliable holding force. This makes the system better for effective hemostasis as well as for endoscopic markings. The rotatable clip can be opened and closed multiple times, thus facilitating the exact repositioning of the clip. The clip can be used with any endoscopes equipped with working channels with a minimum diameter of 2.8 mm.






### Performance Characteristics

- Rotatable design for precise placement
- Repeated opening and closing possible
- Excellent holding power
- Wide opening
- Smooth running under tortuous anatomy



Wide range of about 16 mm

### Specifications

REF	Clip Max Span Width (mm)	Working Length (mm)	Instrument Ø (mm)	Grip color	Covering	Packaging
<b>SureClip™ mini</b> 						
ROCC-C-26-165-C	8	1650	2.6	Pink	Pink	10/Box
ROCC-C-26-195-C	8	1950	2.6	Pink	Pink	10/Box
ROCC-C-26-230-C	8	2300	2.6	Pink	Pink	10/Box
<b>SureClip™</b> 						
ROCC-D-26-165-C	11	1650	2.6	Blue	Blue	10/Box
ROCC-D-26-195-C	11	1950	2.6	Blue	Blue	10/Box
ROCC-D-26-230-C	11	2300	2.6	Blue	Blue	10/Box
<b>SureClip™ plus</b> 						
ROCC-F-26-165-C	16	1650	2.6	Yellow	Yellow	10/Box
ROCC-F-26-195-C	16	1950	2.6	Yellow	Yellow	10/Box
ROCC-F-26-230-C	16	2300	2.6	Yellow	Yellow	10/Box

## Sterile Repositionable Hemostasis Clipping Device


# Eco Clip

### Single-Use Hemoclip Family

The innovative clipping system from MICRO-TECH, combines precise positioning with a reliable holding force. This makes the instrument suitable for effective hemostasis as well as for endoscopic markings. The clip can be opened and closed multiple times, thus facilitating exact repositioning. The device can be used with any endoscope equipped with a working channel of minimum 2.8mm diameter.



### Specifications

REF	Clip Max Span Width (mm)	Working Length (mm)	Instrument Ø (mm)	Grip color	Covering	Packaging
<b>Eco Clip</b> 						
ROCC-D-26-165	11	1650	2.6	Blue	Without	10/Box
ROCC-D-26-195	11	1950	2.6	Blue	Without	10/Box
ROCC-D-26-230	11	2300	2.6	Blue	Without	10/Box

# Notes and Future Product Updates

---

## ERCP With The New Short Wire System

Easy, Safe, Efficient

With SHOW we present our new Short Wire System to round off our product range in ERCP. SHOW simplifies access and control during ERCP and gives both the assistant and the physician the ability to control the guide wire. Contamination risks are significantly reduced and personnel can be used more efficiently.



### Performance Characteristics

- Simple introduction of the guide wire by a physician or assistant
- Safe hygiene compliance due to lower risk of contamination
- Efficient treatment through time saving and personnel optimization

Our Short Wire System includes a range of solutions for the successful removal of stones in the bile duct. The newly developed wire locking device, facilitates insertion and allows two guide wires to be used in parallel. The papillotomes with a new splitting port ensure precise cannulation. Meanwhile, the stone extraction balloons can be safely advanced and precisely insufflated thanks to their atraumatic tip.

# Guidewire Locking Device

Optimal hold for up to two wires

The holder facilitates the use of short wire compatible instruments and fixes up to two guide wires in parallel. The double membrane of the valve reduces the escape of air and bile reflux. It is possible to change the instrument at any time with the Albarran lever open, which is particularly helpful if the Albarran does not hold the guide wire optimally.



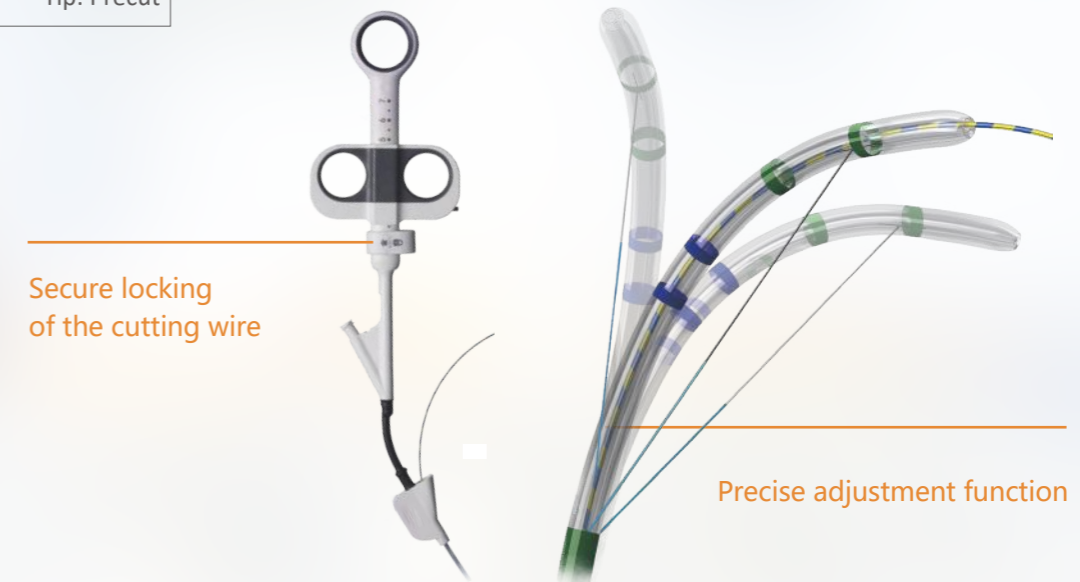
## Specifications

REF	Compatible Endoscope
<b>Guidewire Locking Device</b>	
MT-RGL-O	Olympus/ Fujinon
MT-RGL-P	Pentax

# Sphincterotome / Short-Wire Compatible

For precise wire guidance and cannulation

Thanks to the novel opening mechanism of the guide wire port, the papillotome can be used for both short wire and long wire procedures. The C-shaped guide wire lumen allows a gentle splitting movement to separate the guide wire from the papillotome catheter. The adjustable tip ensures accurate cannulation and positioning of the cutting wire prior to papillotomy.



## Specifications

REF	Tip Length (mm)	Cutting Wire Length (mm)	Semi-Insulated Cut Wire	Guide Wire Length (m)	Cutting Wire Monofilament/ Multibraided	Tip shape	Working Channel Ø (mm)
<b>Sphincterotome / Short-Wire Compatible</b>							
RDSP-0025-111	0	25	W/O	No	Monofilament	Cone	≥ 3.2
RDSP-0025-121	0	25	W/O	2.6	Monofilament	Cone	≥ 3.2
RDSP-0025-131	0	25	W/O	4.5	Monofilament	Cone	≥ 3.2
RDSP-0225-111	2	25	W/O	No	Monofilament	Cone	≥ 3.2
RDSP-0225-121	2	25	W/O	2.6	Monofilament	Cone	≥ 3.2
RDSP-0225-131	2	25	W/O	4.5	Monofilament	Cone	≥ 3.2
RDSP-0525-111	5	25	W/O	No	Monofilament	Cone	≥ 3.2
RDSP-0525-121	5	25	W/O	2.6	Monofilament	Cone	≥ 3.2
RDSP-0525-131	5	25	W/O	4.5	Monofilament	Cone	≥ 3.2

## Retrieval Balloon / Short-Wire Compatible

### One Balloon, Three Diameters

The stone extraction balloon is used for reliable endoscopic removal of stones in the bile duct and easy injection of contrast media. The stone extraction balloon is equipped with an atraumatic catheter tip for safe passage into the bile duct. Thanks to the three variable diameters of the balloon, it also meets specific clinical requirements.

Atraumatic catheter tip for safe feeding


Radiopaque markings improve visibility under x-ray

Reliable exit of the guide wire at the short wire port



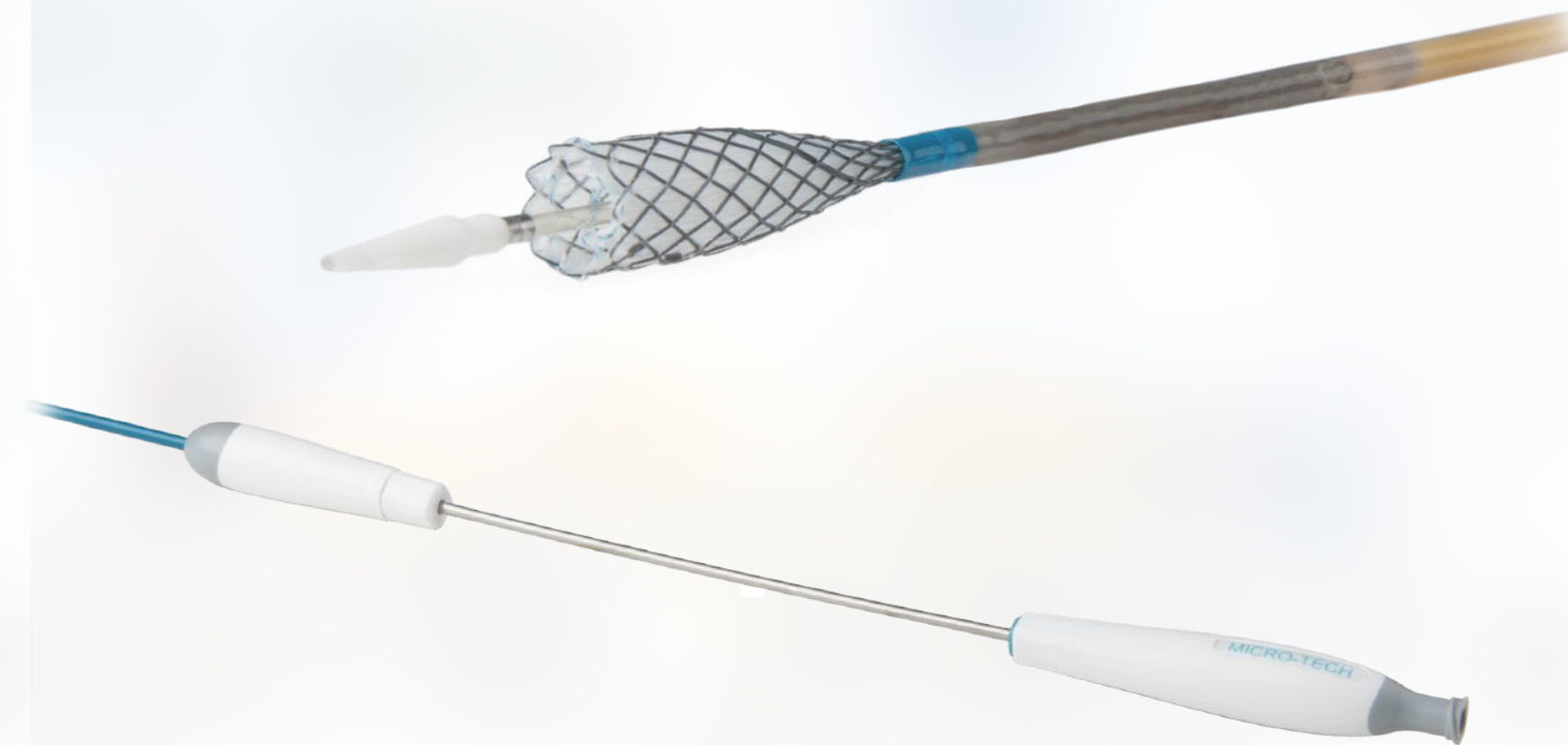
3-lumen stone extraction balloon from MICRO-TECH.

### Specifications

REF	Injection	Lumens	Catheter Ø (Fr)	Balloon Ø (mm)	Working Length (mm)
<b>Retrieval Balloon / Short-Wire Compatible</b> 					
RSRB-T-9/12/15-20	Above	3	7	9 / 12 / 15	2000
RSRB-T-12/15/18-20	Above	3	7	12 / 15 / 18	2000
RSRB-T-15/18/21-20	Above	3	7	15 / 18 / 21	2000
RSRB-T-9/12/15-20-B	Below	3	7	9 / 12 / 15	2000
RSRB-T-12/15/18-20-B	Below	3	7	12 / 15 / 18	2000
RSRB-T-15/18/21-20-B	Below	3	7	15 / 18 / 21	2000

## Biliary Nitinol Stent Set / Short-Wire Compatible

For safe and easy stent release



### Performance Characteristics

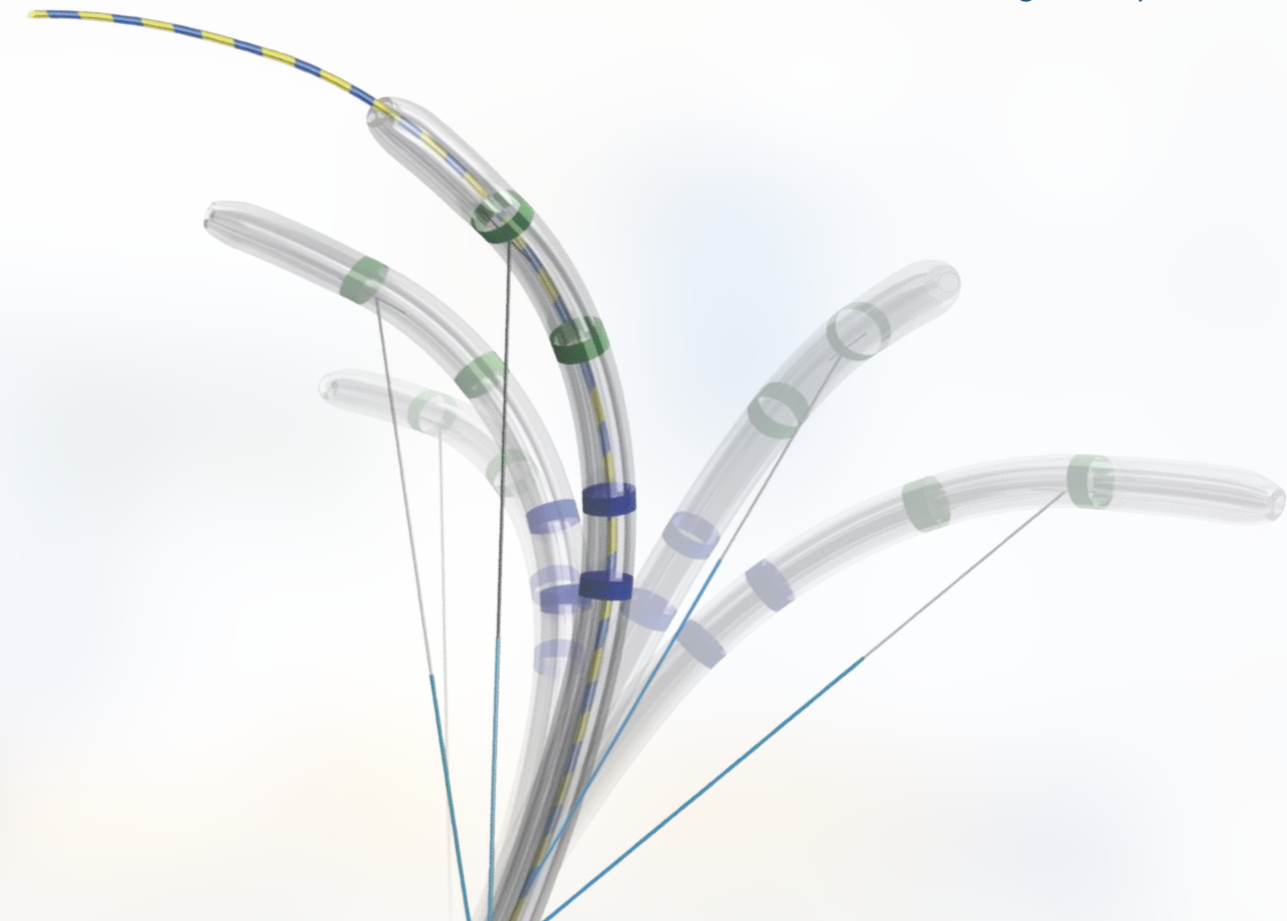
- Compatible with our short wire guide wires
- Nitinol platinum Line for excellent visibility
- Safe application
- Easier release of the stent without the need for an irrigation port
- Cylindrical stentform

## Specifications

REF	Stent		Delivery System		Resheathable	Recommended Guidewire Inch
	Body O.D. (mm)	Expanded Length (mm)	Catheter O.D. (Fr/mm)	Working Length (mm)		
<b>Biliary Nitinol Stent Set /Short-Wire Compatible Non-Covered</b> 						
RST43-001-10.040	10	40	8.5	1900	✓	0.035"
RST43-001-10.060	10	60	8.5	1900	✓	0.035"
RST43-001-10.080	10	80	8.5	1900	✓	0.035"
RST43-001-10.100	10	100	8.5	1900	✓	0.035"
<b>Biliary Nitinol Stent Set /Short-Wire Compatible Partially-Covered</b> 						
RST43-002-10.040	10	40	8.5	1900	✓	0.035"
RST43-002-10.060	10	60	8.5	1900	✓	0.035"
RST43-002-10.080	10	80	8.5	1900	✓	0.035"
RST43-002-10.100	10	100	8.5	1900	✓	0.035"
<b>Biliary Nitinol Stent Set /Short-Wire Compatible Fully-Covered</b> 						
RST43-004-10.040	10	40	8.5	1900	\	0.035"
RST43-004-10.060	10	60	8.5	1900	\	0.035"
RST43-004-10.080	10	80	8.5	1900	\	0.035"
RST43-004-10.100	10	100	8.5	1900	\	0.035"


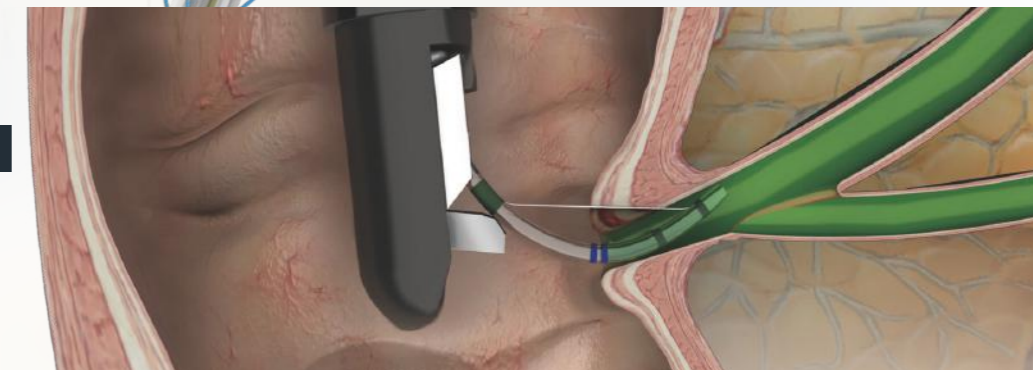
# Sterile Sphincterotome

## Long Wire System



### Performance Characteristics

- Tapered tip
- Monofilament cutting wire



## Specifications

REF	Lumen	Tip length (mm)	Cut Wire Length (mm)	Working Length (mm)	Recommended Guidewire (in)	Semi-Insulated Cut Wire	Packaging
<b>Sphincterotome-Standard</b>							
DSP-30520-111111	3	5	20	2000	.035	W/O	2/Box
DSP-30520-111211	3	5	20	2000	.035	W/	2/Box
DSP-30525-111111	3	5	25	2000	.035	W/O	2/Box
DSP-30525-111211	3	5	25	2000	.035	W/	2/Box
DSP-30530-111111	3	5	30	2000	.035	W/O	2/Box
DSP-30530-111211	3	5	30	2000	.035	W/	2/Box
DSP-30220-111111	3	2	20	2000	.035	W/O	2/Box
DSP-30220-111211	3	2	20	2000	.035	W/	2/Box
DSP-30225-111111	3	2	25	2000	.035	W/O	2/Box
DSP-30225-111211	3	2	25	2000	.035	W/	2/Box
DSP-30230-111111	3	2	30	2000	.035	W/O	2/Box
DSP-30230-111211	3	2	30	2000	.035	W/	2/Box
DSP-30020-111111	3	0	20	2000	.035	W/O	2/Box
DSP-30020-111211	3	0	20	2000	.035	W/	2/Box
DSP-30025-111111	3	0	25	2000	.035	W/O	2/Box
DSP-30025-111211	3	0	25	2000	.035	W/	2/Box
DSP-30030-111111	3	0	30	2000	.035	W/O	2/Box
DSP-30030-111211	3	0	30	2000	.035	W/	2/Box

### Sphincterotome-Standard, Preloaded with Guidewire

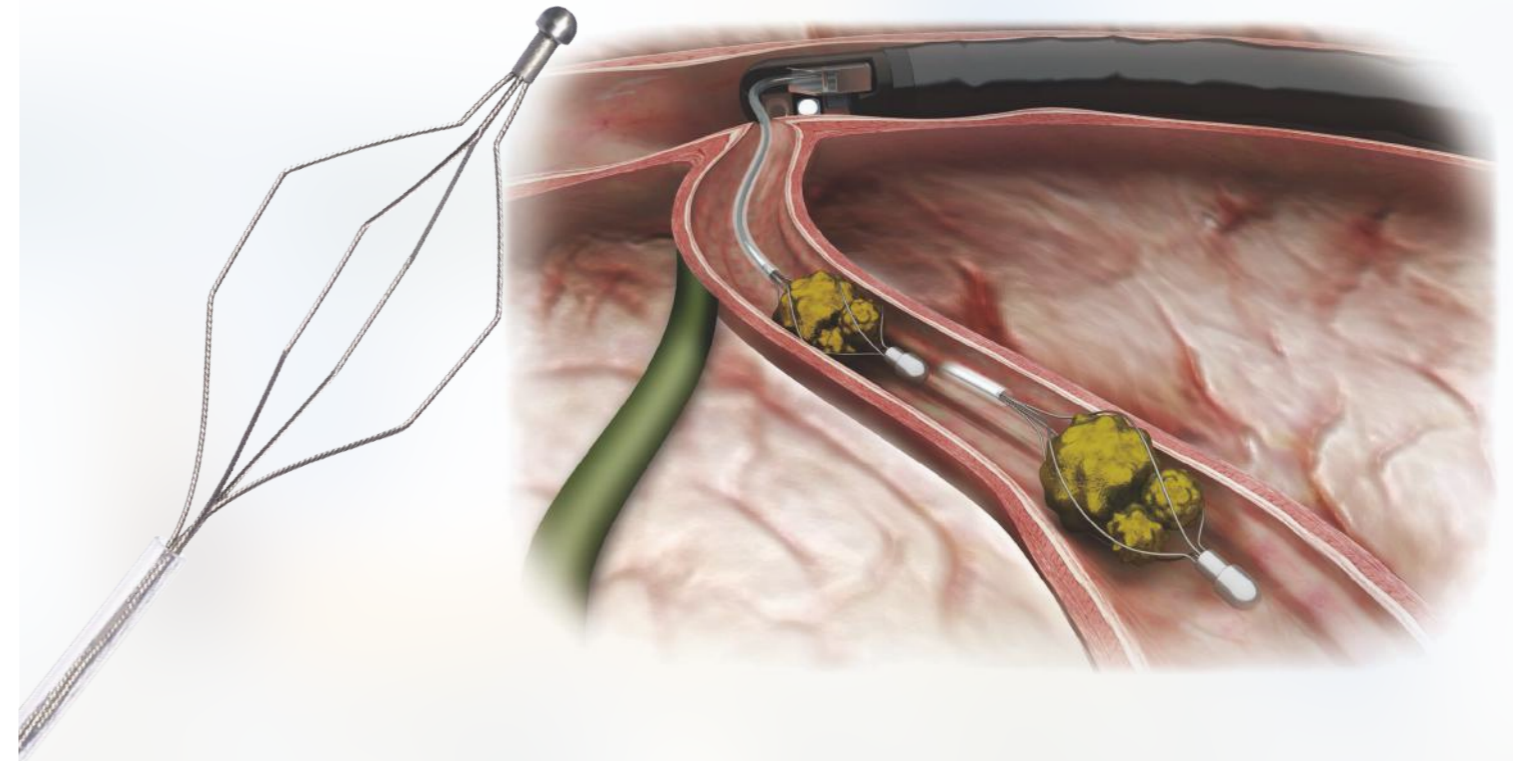
DSP-30520-111121	3	5	20	2000	.035	W/O	2/Box
DSP-30520-111221	3	5	20	2000	.035	W/	2/Box
DSP-30525-111121	3	5	25	2000	.035	W/O	2/Box
DSP-30525-111221	3	5	25	2000	.035	W/	2/Box
DSP-30530-111121	3	5	30	2000	.035	W/O	2/Box
DSP-30530-111221	3	5	30	2000	.035	W/	2/Box
DSP-30220-111121	3	2	20	2000	.035	W/O	2/Box
DSP-30220-111221	3	2	20	2000	.035	W/	2/Box
DSP-30225-111121	3	2	25	2000	.035	W/O	2/Box
DSP-30225-111221	3	2	25	2000	.035	W/	2/Box
DSP-30230-111121	3	2	30	2000	.035	W/O	2/Box
DSP-30230-111221	3	2	30	2000	.035	W/	2/Box
DSP-30020-111121	3	0	20	2000	.035	W/O	2/Box
DSP-30020-111221	3	0	20	2000	.035	W/	2/Box
DSP-30025-111121	3	0	25	2000	.035	W/O	2/Box
DSP-30025-111221	3	0	25	2000	.035	W/	2/Box
DSP-30030-111121	3	0	30	2000	.035	W/O	2/Box
DSP-30030-111221	3	0	30	2000	.035	W/	2/Box

### Sphincterotome-Needle Knife

REF	Lumen	Cut Wire Length (mm)	Working Length (mm)	Semi-Insulated Cut Wire	Packaging
DSP-30505-121111	3	5	2000	W/O	2/Box
DSP-30505-121211	3	5	2000	W/	2/Box
DSP-30507-121111	3	7	2000	W/O	2/Box
DSP-30507-121211	3	7	2000	W/	2/Box

# Stone Extraction Basket

This product is used for endoscopic capture and extraction of biliary calculi.



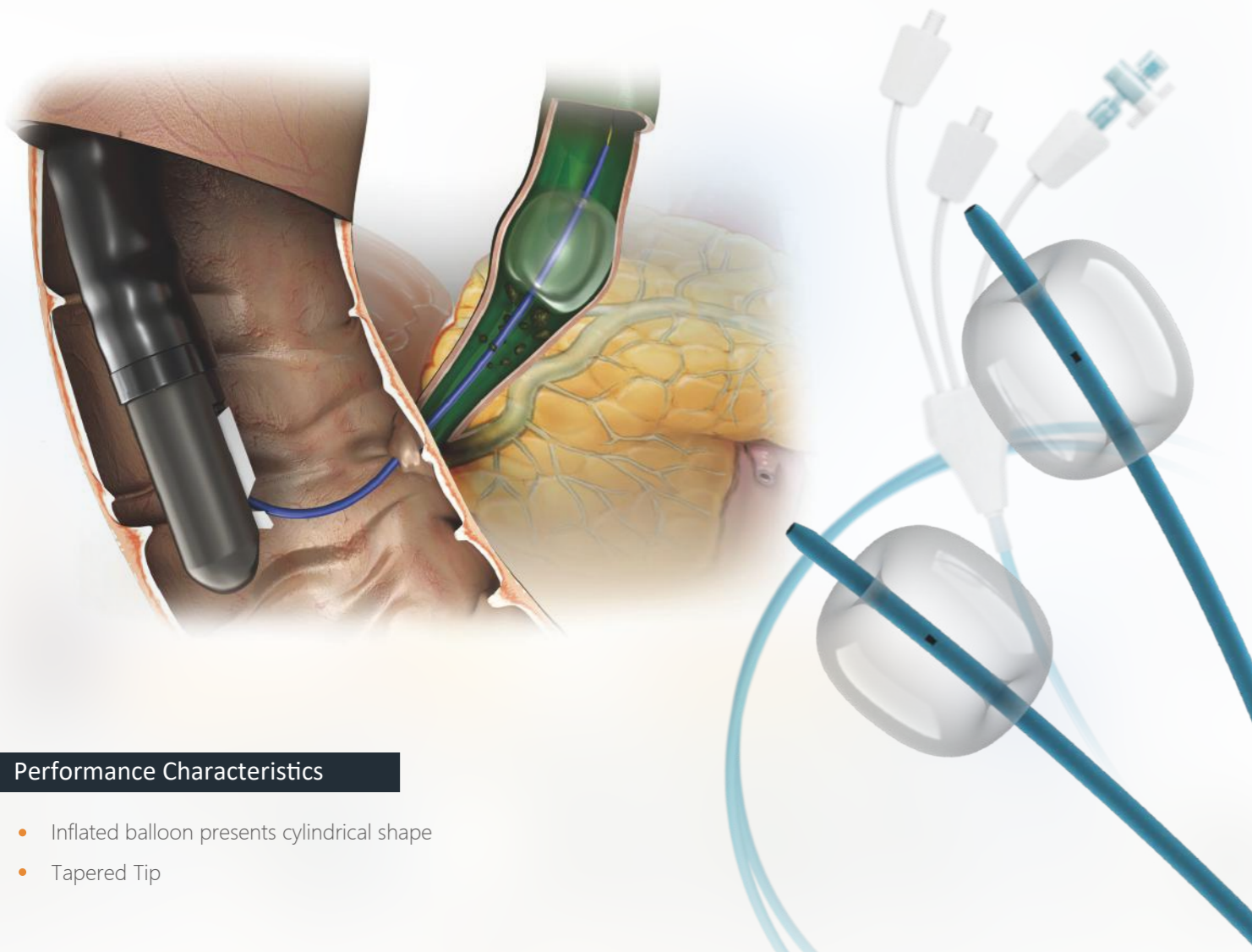
## Performance Characteristics

- Specially designed wire to ensure good shape retention

## Specifications

REF	Basket Type	Basket Diameter (mm)	Basket Length (mm)	Catheter O.D. (Fr)	Working Length (mm)	Channel Size Ø (mm)	Packaging
<b>Stone Extraction Basket</b>							
SEB111/1570200-P	Hexagonal	15	40	7	2000	≥2.8	2/Box
SEB111/2070200-P	Hexagonal	20	45	7	2000	≥2.8	2/Box
SEB111/2570200-P	Hexagonal	25	50	7	2000	≥2.8	2/Box
SEB111/3070200-P	Hexagonal	30	55	7	2000	≥2.8	2/Box
SEB111/3570200-P	Hexagonal	35	60	7	2000	≥2.8	2/Box


# Sterile Biliary Stone Retrieval Balloon Catheter



## Performance Characteristics

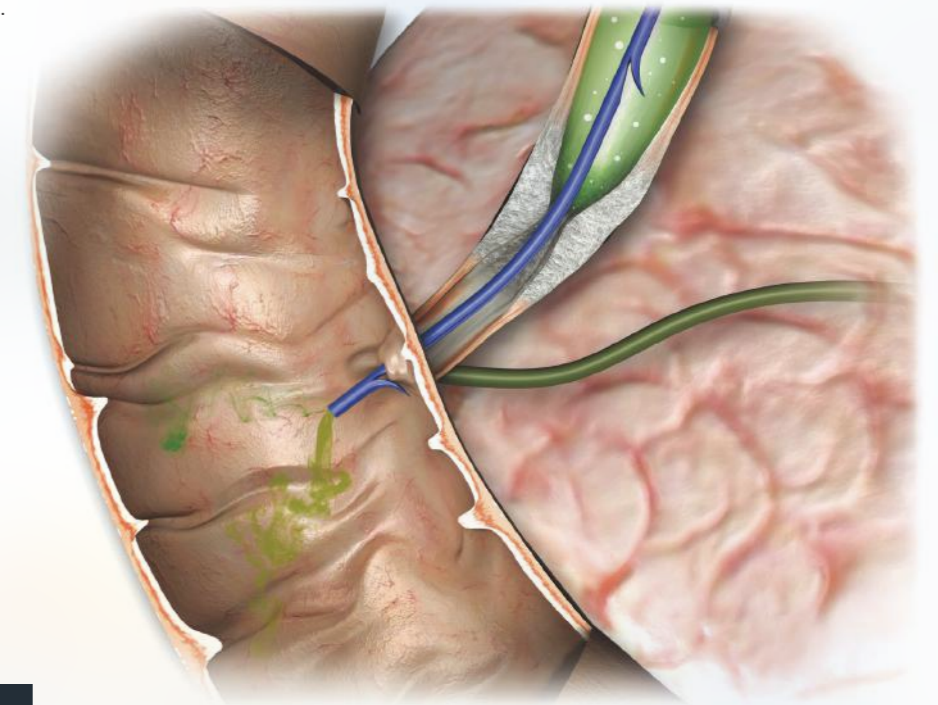
- Inflated balloon presents cylindrical shape
- Tapered Tip

## Specifications

REF	Balloon Inflated O.D (mm)	Working Length (mm)	Recommended Guidewire (in)	Channel Size Ø (mm)	Injection	Packaging
<b>Sterile Biliary Stone Retrieval Balloon Catheter</b> 						
SRB-T-9/12/15-20	9-12-15	2000	.035	≥2.8	Above	1/Box
SRB-T-12/15/18-20	12-15-18	2000	.035	≥2.8	Above	1/Box
SRB-T-15/18/21-20	15-18-21	2000	.035	≥2.8	Above	1/Box
SRB-T-9/12/15-20-B	9-12-15	2000	.035	≥2.8	Below	1/Box
SRB-T-12/15/18-20-B	12-15-18	2000	.035	≥2.8	Below	1/Box
SRB-T-15/18/21-20-B	15-18-21	2000	.035	≥2.8	Below	1/Box


# Biliary Drainage Catheter Biliary Drainage Catheter Introducer System Biliary Drainage Catheter with Introducer System

This product is indicated for biliary drainage




## Performance Characteristics

- Simple delivery catheter design to allow ease of placement
- Radiopaque marker at the distal end of the delivery Catheter to enable accurate positioning
- Drainage catheter is made of radiopaque material, easily visible under fluoroscopy
- Wide range of sizes available





## Specifications



REF	Stent Shape	Stent Diameter (Fr)	Stent Working Length (mm)	Packaging
<b>Biliary Drainage Catheter</b> 				
BPDS-32114-0707	Amsterdam Type	7	7	10/Box
BPDS-32114-0709	Amsterdam Type	7	9	10/Box
BPDS-32114-0711	Amsterdam Type	7	11	10/Box
BPDS-32114-0713	Amsterdam Type	7	13	10/Box
BPDS-32114-0715	Amsterdam Type	7	15	10/Box
BPDS-32114-0807	Amsterdam Type	8.5	7	10/Box
BPDS-32114-0809	Amsterdam Type	8.5	9	10/Box
BPDS-32114-0811	Amsterdam Type	8.5	11	10/Box
BPDS-32114-0813	Amsterdam Type	8.5	13	10/Box
BPDS-32114-0815	Amsterdam Type	8.5	15	10/Box
BPDS-32114-1007	Amsterdam Type	10	7	10/Box
BPDS-32114-1009	Amsterdam Type	10	9	10/Box
BPDS-32114-1011	Amsterdam Type	10	11	10/Box
BPDS-32114-1013	Amsterdam Type	10	13	10/Box
BPDS-32114-1015	Amsterdam Type	10	15	10/Box
BPDS-32114-1107	Amsterdam Type	11.5	7	10/Box
BPDS-32114-1109	Amsterdam Type	11.5	9	10/Box
BPDS-32114-1111	Amsterdam Type	11.5	11	10/Box
BPDS-32114-1113	Amsterdam Type	11.5	13	10/Box
BPDS-32114-1115	Amsterdam Type	11.5	15	10/Box

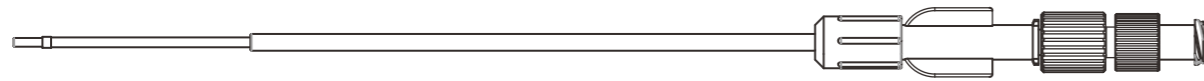
For more specifications information, please contact your Micro-Tech Sales Representative or [sales@micro-tech.com.cn](mailto:sales@micro-tech.com.cn)



REF	Stent Shape	Stent Diameter (Fr)	Stent Working Length (cm)	Packaging
<b>Biliary Drainage Catheter</b> 				
BPDS-31114-0707	Straight	7	7	10/Box
BPDS-31114-0709	Straight	7	9	10/Box
BPDS-31114-0711	Straight	7	11	10/Box
BPDS-31114-0713	Straight	7	13	10/Box
BPDS-31114-0715	Straight	7	15	10/Box
BPDS-31114-0807	Straight	8.5	7	10/Box
BPDS-31114-0809	Straight	8.5	9	10/Box
BPDS-31114-0811	Straight	8.5	11	10/Box
BPDS-31114-0813	Straight	8.5	13	10/Box
BPDS-31114-0815	Straight	8.5	15	10/Box
BPDS-31114-1007	Straight	10	7	10/Box
BPDS-31114-1009	Straight	10	9	10/Box
BPDS-31114-1011	Straight	10	11	10/Box
BPDS-31114-1013	Straight	10	13	10/Box
BPDS-31114-1015	Straight	10	15	10/Box
BPDS-31114-1107	Straight	11.5	7	10/Box
BPDS-31114-1109	Straight	11.5	9	10/Box
BPDS-31114-1111	Straight	11.5	11	10/Box
BPDS-31114-1113	Straight	11.5	13	10/Box
BPDS-31114-1115	Straight	11.5	15	10/Box

For more specifications information, please contact your Micro-Tech Sales Representative or [sales@micro-tech.com.cn](mailto:sales@micro-tech.com.cn)





REF	Stent Diameter (Fr)	Introducer Working Length (cm)	Compatible Stent Length (mm)	Channel Size Ø (mm)	Compatible Guidewire (in)	Packaging
<b>Biliary Drainage Catheter Introducer System</b>						
BPDI-0718/22	7	220	<180	≥2.8	.035	2/Box
BPDI-0818/22	8.5	220	<180	≥2.8	.035	2/Box
BPDI-1018/22	10	220	<180	≥2.8	.035	2/Box
BPDI-1118/22	11.5	220	<180	≥2.8	.035	2/Box

For more specifications information, please contact your Micro-Tech Sales Representative or [sales@micro-tech.com.cn](mailto:sales@micro-tech.com.cn)

REF	Stent Shape	Stent Diameter (Fr)	Stent Working Length (cm)	Recommended Guidewire (in)	Packaging
<b>Biliary Drainage Catheter with Introducer System</b>					
BPDS-32114-0707/22	Amsterdam Type	7	7	.035	1/Box
BPDS-32114-0709/22	Amsterdam Type	7	9	.035	1/Box
BPDS-32114-0711/22	Amsterdam Type	7	11	.035	1/Box
BPDS-32114-0713/22	Amsterdam Type	7	13	.035	1/Box
BPDS-32114-0715/22	Amsterdam Type	7	15	.035	1/Box
BPDS-32114-0807/22	Amsterdam Type	8.5	7	.035	1/Box
BPDS-32114-0809/22	Amsterdam Type	8.5	9	.035	1/Box
BPDS-32114-0811/22	Amsterdam Type	8.5	11	.035	1/Box
BPDS-32114-0813/22	Amsterdam Type	8.5	13	.035	1/Box
BPDS-32114-0815/22	Amsterdam Type	8.5	15	.035	1/Box
BPDS-32114-1007/22	Amsterdam Type	10	7	.035	1/Box
BPDS-32114-1009/22	Amsterdam Type	10	9	.035	1/Box
BPDS-32114-1011/22	Amsterdam Type	10	11	.035	1/Box
BPDS-32114-1013/22	Amsterdam Type	10	13	.035	1/Box
BPDS-32114-1015/22	Amsterdam Type	10	15	.035	1/Box

For more specifications information, please contact your Micro-Tech Sales Representative or [sales@micro-tech.com.cn](mailto:sales@micro-tech.com.cn)

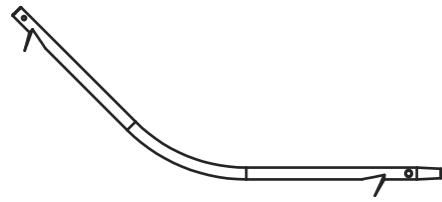



REF	Stent Shape	Stent Diameter (Fr)	Stent Working Length (cm)	Recommended Guidewire (in)	Packaging
<b>Biliary Drainage Catheter with Introducer System</b> ⓘ					
BPDS-33114-0707/22	Duodenal Bend	7	7	.035	1/Box
BPDS-33114-0709/22	Duodenal Bend	7	9	.035	1/Box
BPDS-33114-0711/22	Duodenal Bend	7	11	.035	1/Box
BPDS-33114-0713/22	Duodenal Bend	7	13	.035	1/Box
BPDS-33114-0715/22	Duodenal Bend	7	15	.035	1/Box
BPDS-33114-0807/22	Duodenal Bend	8.5	7	.035	1/Box
BPDS-33114-0809/22	Duodenal Bend	8.5	9	.035	1/Box
BPDS-33114-0811/22	Duodenal Bend	8.5	11	.035	1/Box
BPDS-33114-0813/22	Duodenal Bend	8.5	13	.035	1/Box
BPDS-33114-0815/22	Duodenal Bend	8.5	15	.035	1/Box
BPDS-33114-1007/22	Duodenal Bend	10	7	.035	1/Box
BPDS-33114-1009/22	Duodenal Bend	10	9	.035	1/Box
BPDS-33114-1011/22	Duodenal Bend	10	11	.035	1/Box
BPDS-33114-1013/22	Duodenal Bend	10	13	.035	1/Box
BPDS-33114-1015/22	Duodenal Bend	10	15	.035	1/Box

For more specifications information, please contact your Micro-Tech Sales Representative or [sales@micro-tech.com.cn](mailto:sales@micro-tech.com.cn)

REF	Stent Shape	Stent Diameter (Fr)	Stent Working Length (cm)	Recommended Guidewire (in)	Packaging
<b>Biliary Drainage Catheter with Introducer System</b> ⓘ					
BPDS-31114-0707/22	Straight	7	7	.035	1/Box
BPDS-31114-0709/22	Straight	7	9	.035	1/Box
BPDS-31114-0711/22	Straight	7	11	.035	1/Box
BPDS-31114-0713/22	Straight	7	13	.035	1/Box
BPDS-31114-0715/22	Straight	7	15	.035	1/Box
BPDS-31114-0807/22	Straight	8.5	7	.035	1/Box
BPDS-31114-0809/22	Straight	8.5	9	.035	1/Box
BPDS-31114-0811/22	Straight	8.5	11	.035	1/Box
BPDS-31114-0813/22	Straight	8.5	13	.035	1/Box
BPDS-31114-0815/22	Straight	8.5	15	.035	1/Box
BPDS-31114-1007/22	Straight	10	7	.035	1/Box
BPDS-31114-1009/22	Straight	10	9	.035	1/Box
BPDS-31114-1011/22	Straight	10	11	.035	1/Box
BPDS-31114-1013/22	Straight	10	13	.035	1/Box
BPDS-31114-1015/22	Straight	10	15	.035	1/Box


For more specifications information, please contact your Micro-Tech Sales Representative or [sales@micro-tech.com.cn](mailto:sales@micro-tech.com.cn)



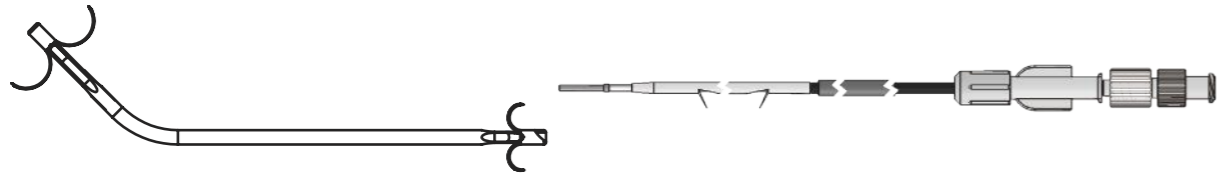
REF	Stent Shape	Stent Diameter (Fr)	Stent Working Length (cm)	Recommended Guidewire (in)	Packaging
<b>Biliary Drainage Catheter with Introducer System</b> 					
BPDS-34114-0707/22	Center Bend	7	7	.035	1/Box
BPDS-34114-0709/22	Center Bend	7	9	.035	1/Box
BPDS-34114-0711/22	Center Bend	7	11	.035	1/Box
BPDS-34114-0713/22	Center Bend	7	13	.035	1/Box
BPDS-34114-0715/22	Center Bend	7	15	.035	1/Box
BPDS-34114-0807/22	Center Bend	8.5	7	.035	1/Box
BPDS-34114-0809/22	Center Bend	8.5	9	.035	1/Box
BPDS-34114-0811/22	Center Bend	8.5	11	.035	1/Box
BPDS-34114-0813/22	Center Bend	8.5	13	.035	1/Box
BPDS-34114-0815/22	Center Bend	8.5	15	.035	1/Box
BPDS-34114-1007/22	Center Bend	10	7	.035	1/Box
BPDS-34114-1009/22	Center Bend	10	9	.035	1/Box
BPDS-34114-1011/22	Center Bend	10	11	.035	1/Box
BPDS-34114-1013/22	Center Bend	10	13	.035	1/Box
BPDS-34114-1015/22	Center Bend	10	15	.035	1/Box


For more specifications information, please contact your Micro-Tech Sales Representative or [sales@micro-tech.com.cn](mailto:sales@micro-tech.com.cn)



REF	Stent Shape	Stent Diameter (Fr)	Stent Working Length (cm)	Recommended Guidewire (in)	Packaging
<b>Biliary Drainage Catheter with Introducer System</b> 					
BPDS-31916-0705/22	Single Pigtail	7	5	.035	2/Box
BPDS-31916-0706/22	Single Pigtail	7	6	.035	2/Box
BPDS-31916-0707/22	Single Pigtail	7	7	.035	2/Box
BPDS-31916-0708/22	Single Pigtail	7	8	.035	2/Box
BPDS-31916-0709/22	Single Pigtail	7	9	.035	2/Box
BPDS-31916-0710/22	Single Pigtail	7	10	.035	2/Box
BPDS-31916-0711/22	Single Pigtail	7	11	.035	2/Box
BPDS-31916-0712/22	Single Pigtail	7	12	.035	2/Box


For more specifications information, please contact your Micro-Tech Sales Representative or [sales@micro-tech.com.cn](mailto:sales@micro-tech.com.cn)



REF	Stent Shape	Stent Diameter (Fr)	Stent Working Length (cm)	Recommended Guidewire (in)	Packaging
<b>Biliary Drainage Catheter with Introducer System</b> 					
BPDS-13442-0807/22	Tannenbaum	8.5	7	.035	1/Box
BPDS-13442-0809/22	Tannenbaum	8.5	9	.035	1/Box
BPDS-13442-0811/22	Tannenbaum	8.5	11	.035	1/Box
BPDS-13442-0813/22	Tannenbaum	8.5	13	.035	1/Box
BPDS-13442-0815/22	Tannenbaum	8.5	15	.035	1/Box
BPDS-13442-1007/22	Tannenbaum	10	7	.035	1/Box
BPDS-13442-1009/22	Tannenbaum	10	9	.035	1/Box
BPDS-13442-1011/22	Tannenbaum	10	11	.035	1/Box
BPDS-13442-1013/22	Tannenbaum	10	13	.035	1/Box
BPDS-13442-1015/22	Tannenbaum	10	15	.035	1/Box

For more specifications information, please contact your Micro-Tech Sales Representative or [sales@micro-tech.com.cn](mailto:sales@micro-tech.com.cn)




REF	Stent Shape	Stent Diameter (Fr)	Stent Working Length (cm)	Recommended Guidewire (in)	Packaging
<b>Biliary Drainage Catheter with Introducer System</b> 					
BPDS-31993-0705/22	Double Pigtail	7	5	.035	1/Box
BPDS-31993-0707/22	Double Pigtail	7	7	.035	1/Box
BPDS-31993-0709/22	Double Pigtail	7	9	.035	1/Box
BPDS-31993-0711/22	Double Pigtail	7	11	.035	1/Box
BPDS-31993-0805/22	Double Pigtail	8.5	5	.035	1/Box
BPDS-31993-0807/22	Double Pigtail	8.5	7	.035	1/Box
BPDS-31993-0809/22	Double Pigtail	8.5	9	.035	1/Box
BPDS-31993-0811/22	Double Pigtail	8.5	11	.035	1/Box
BPDS-31993-1005/22	Double Pigtail	10	5	.035	1/Box
BPDS-31993-1007/22	Double Pigtail	10	7	.035	1/Box
BPDS-31993-1009/22	Double Pigtail	10	9	.035	1/Box
BPDS-31993-1011/22	Double Pigtail	10	11	.035	1/Box

For more specifications information, please contact your Micro-Tech Sales Representative or [sales@micro-tech.com.cn](mailto:sales@micro-tech.com.cn)

# Non Vascular Sterile Hydro Slide Guidewire

The Non Vascular Sterile Hydro Slide Guidewire is mainly used with endoscope, imports or guides other equipments into a predetermined position of non vascular natural orifice such as biliary duct, pancreatic duct and so on, and plays a supporting or guiding role. All guide wires are manufactured out of Nitinol with good shape memory physical and mechanical properties. Owing to their hydrophilic tips, the wires safely find their way even into areas and stenosis which are hard to reach. This is supported by the wire's high rigidity and controllability.



## Performance Characteristics

- The core is made of super elastic alloy to prevent kinking
- The atraumatic distal tip is made of soft polymeric material with hydrophilic coating to facilitate ease of cannulation

## Specifications

REF	Maximum O.D. (in)	Working Length (mm)	Tip Style	Packaging
<b>Non Vascular Sterile Hydro Slide Guidewire</b>				
MTN-BM-89/26-A	.035	2600	Straight	2/Box
MTN-BM-89/26-A-J	.035	2600	Angle	2/Box
MTN-BM-89/45-A	.035	4500	Straight	2/Box
MTN-BM-89/45-A-J	.035	4500	Angle	2/Box
MTN-BM-63/26-A	.025	2600	Straight	2/Box
MTN-BM-63/26-A-J	.025	2600	Angle	2/Box
MTN-BM-63/45-A	.025	4500	Straight	2/Box
MTN-BM-63/45-A-J	.025	4500	Angle	2/Box
MTN-BM-53/45-A	.021	4500	Straight	2/Box
MTN-BM-45/45-A	.018	4500	Straight	2/Box


## Single Use Electrosurgical Knife ESD Knife



**I-type:** Versatile application



**T-type:** Marking/dissection and less likely to slip



**O-type:** Spherical tip maximizes coagulation effect



This product provides for marking, elevation, incision/dissection and coagulation in a single instrument.

### Performance Characteristics

- Integrated electrosurgical and waterjet functions, eliminating the need for instrument change and saving valuable procedure time
- High-pressure waterjet creates submucosal water cushion to prevent thermal and mechanical injury during resection, ensuring maximum safety
- Three types of electrosurgical tip available for various clinical applications

### Specifications

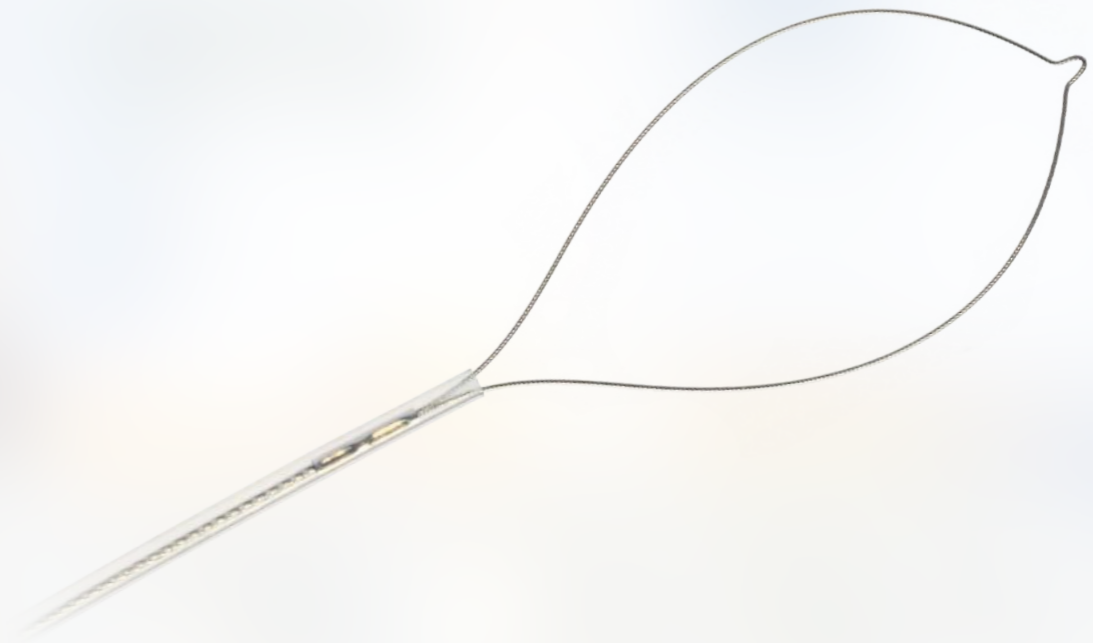
REF	Shape of the Cutting Knife	Cutting Knife Length (mm)	Working Length (mm)	Channel Size Ø (mm)
<b>ESD Knife</b>				
MK-T-1-195	T	1.5	1950	≥2.8
MK-T-2-195	T	2	1950	≥2.8
MK-T-4-195	T	4	1950	≥2.8
MK-I-1-195	I	1.5	1950	≥2.8
MK-I-2-195	I	2	1950	≥2.8
MK-I-4-195	I	4	1950	≥2.8
MK-O-1-195	O	1.5	1950	≥2.8
MK-O-2-195	O	2	1950	≥2.8
MK-O-4-195	O	4	1950	≥2.8

1650mm and 2350mm working lengths optional

## Sterile Hot Snare

In order to make the removal of polyps in everyday hospital routine as efficient as possible, MICRO-TECH has developed a new program of Sterile Hot Snare which perfectly combines quality with cost effectiveness.

Each snare is made of specially stranded wire, which convinces by its good radial force, high dimensional stability and precise cutting properties. The 3-ring-handle gives you a secure hold and transmits every movement reliably to the snare.



### Performance Characteristics

- Very comfortable to use
- Reliable and safe
- Innovative power connection
- Ergonomic 3-ring handle
- Excellent cutting characteristics
- High strength of shape



3-ring handle with power connection


## Easy and safe operation

The special stranded wire of DailySnare endows the snare with the radial force it needs to open and be controlled in any position, easily and reliably.


DailySnare has proved its worth as a reliable solution in daily routine work owing to its enormous dimensional stability and good cutting properties.



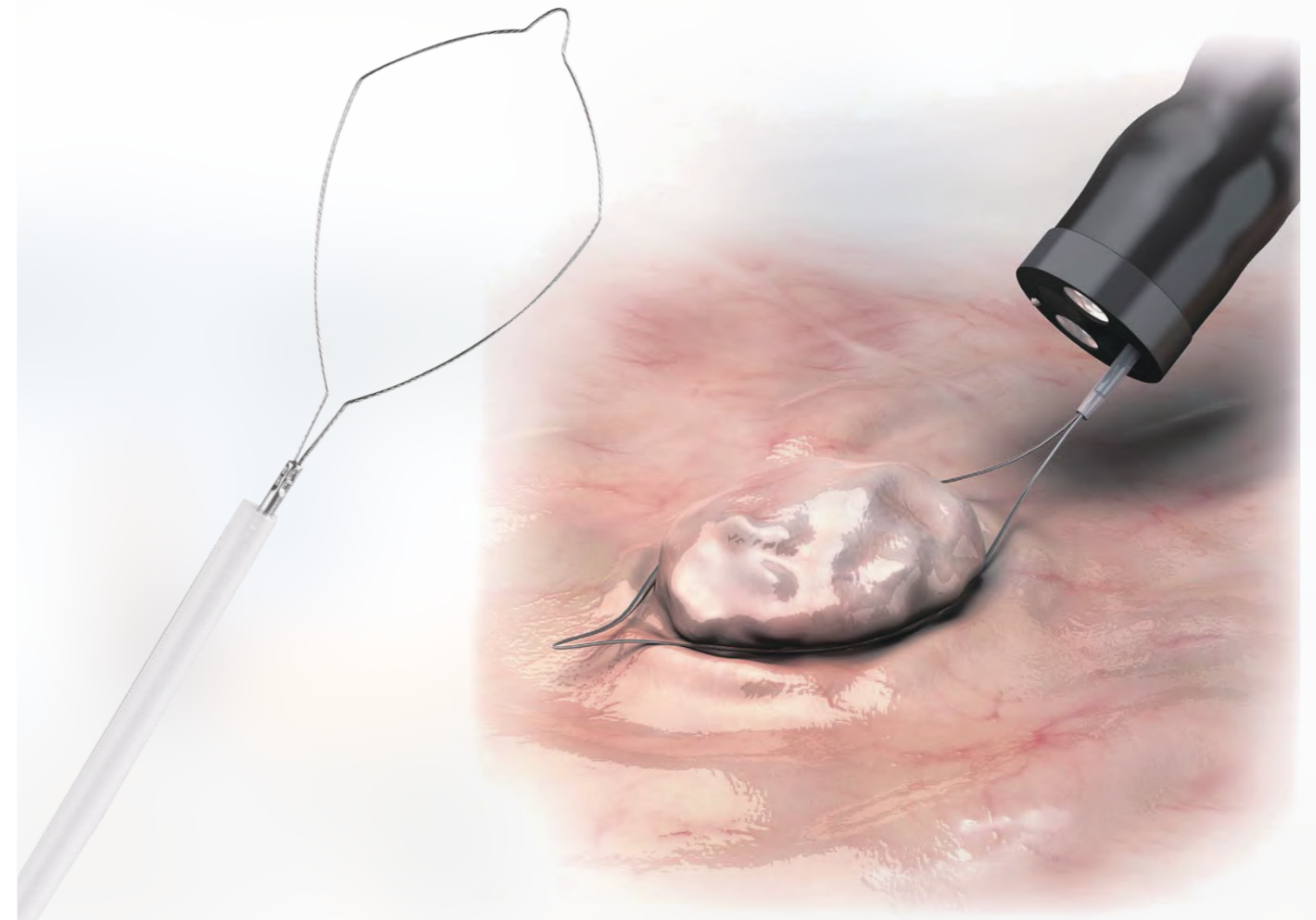
## Specifications

REF	Snare Shape	Snare Diameter (mm)	Sheath O.D. (mm)	Channel Size Ø (mm)	Working Length (mm)	Packaging
<b>Sterile Hot Snare - Stiff</b> 						
PFS01-01023230	Oval	10	2.3	≥2.8	2300	10/Box
PFS01-01523230	Oval	15	2.3	≥2.8	2300	10/Box
PFS01-02023230	Oval	20	2.3	≥2.8	2300	10/Box
PFS01-02423230	Oval	24	2.3	≥2.8	2300	10/Box
PFS01-03023230	Oval	30	2.3	≥2.8	2300	10/Box
PFS01-03623230	Oval	36	2.3	≥2.8	2300	10/Box
PFS01-11523230	Hexagonal	15	2.3	≥2.8	2300	10/Box
PFS01-12423230	Hexagonal	24	2.3	≥2.8	2300	10/Box
PFS01-33023230	Combinational	30	2.3	≥2.8	2300	10/Box

## Sterile Hot Snare - Flexible

						
PFS02-01023230	Oval	10	2.3	≥2.8	2300	10/Box
PFS02-01523230	Oval	15	2.3	≥2.8	2300	10/Box
PFS02-02023230	Oval	20	2.3	≥2.8	2300	10/Box
PFS02-02423230	Oval	24	2.3	≥2.8	2300	10/Box
PFS02-03023230	Oval	30	2.3	≥2.8	2300	10/Box


## Sterile Cold Snare Diamond Cut™



## Performance Characteristics

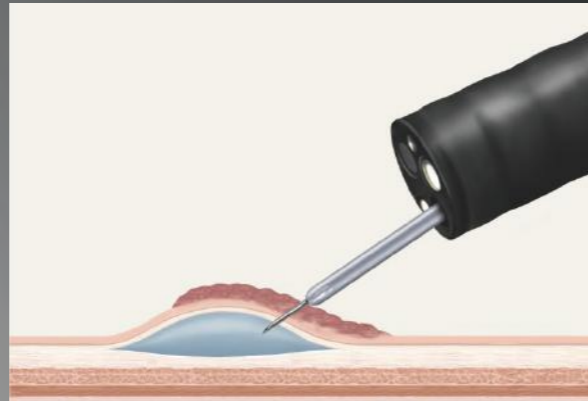
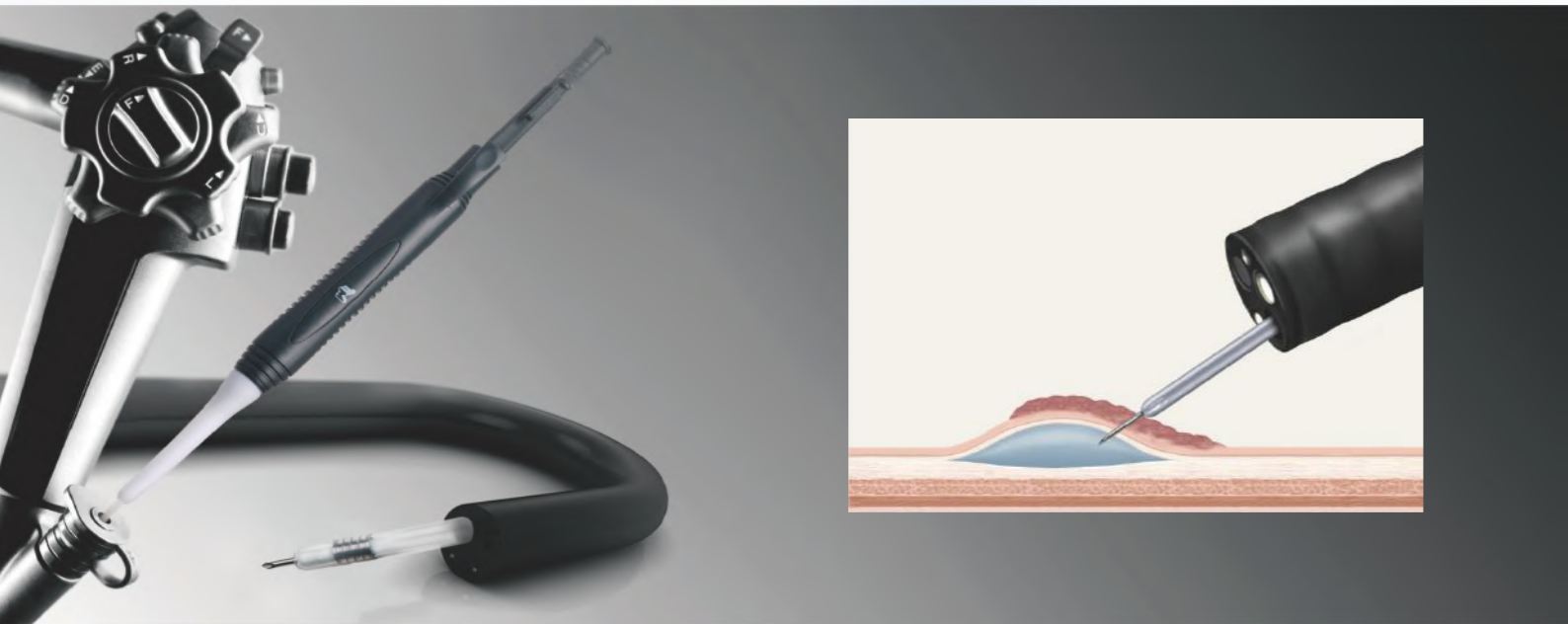
- Designed for thin dimension loop wires allowing for a clean guillotine cut
- Two loop sizes available. Innovative power connection

## Specifications

REF	Snare Shape	Snare Diameter (mm)	Sheath O.D. (Fr)	Channel Size Ø (mm)	Working Length (mm)	Packaging
<b>Diamond Cut™</b> 						
CS3-11023230	Diamond	10	7	≥2.8	2300	10/Box
CS3-11523230	Diamond	15	7	≥2.8	2300	10/Box

# Injection Needle

Indications for endoscopy to introduce a sclerosing agent or vasoconstrictor into selected sites to control actual or potential bleeding lesions in the digestive system; and the injection of saline to aid in Endoscopic Mucosal Resection (EMR), polypectomy procedures and to control non-variceal hemorrhage.



## Performance Characteristics

- Lock to ensure that it would not accidentally extend during insertion to damage the scope and to have a stable needle penetration
- Needle release button design, gently press the button to return the needle fully into the sheath for protecting the endoscope from any damage
- Ergonomic handle design: complete needle insertion and withdrawal with one hand

## Specifications

REF	Needle Gauge	Maximum Needle Extension Length (mm)	Sheath O.D. (Fr)	Working Length (mm)	Packaging
<b>Injection Needle</b>					
IN12-194231802	19G	4	7	1800	10/Box
IN12-194231802	19G	5	7	1800	10/Box
IN12-194231802	19G	6	7	1800	10/Box
IN12-194232302	19G	4	7	2300	10/Box
IN12-195232302	19G	5	7	2300	10/Box
IN12-196232302	19G	6	7	2300	10/Box
IN12-224232302	22G	4	7	2300	10/Box
IN12-225232302	22G	5	7	2300	10/Box
IN12-226232302	22G	6	7	2300	10/Box
IN12-254232302	25G	4	7	2300	10/Box
IN12-255232302	25G	5	7	2300	10/Box
IN12-256232302	25G	6	7	2300	10/Box
IN02-224231802	22G	4	7	1800	10/Box
IN02-224232002	22G	4	7	2000	10/Box
IN02-224232302	22G	4	7	2300	10/Box
IN02-225231802	22G	5	7	1800	10/Box
IN02-225232002	22G	5	7	2000	10/Box
IN02-225232302	22G	5	7	2300	10/Box
IN02-226231802	22G	6	7	1800	10/Box
IN02-226232002	22G	6	7	2000	10/Box
IN02-226232302	22G	6	7	2300	10/Box
IN02-254231802	25G	4	7	1800	10/Box
IN02-254232002	25G	4	7	2000	10/Box
IN02-254232302	25G	4	7	2300	10/Box
IN02-255231802	25G	5	7	1800	10/Box
IN02-255232002	25G	5	7	2000	10/Box
IN02-255232302	25G	5	7	2300	10/Box
IN02-256231802	25G	6	7	1800	10/Box
IN02-256232002	25G	6	7	2000	10/Box
IN02-256232302	25G	6	7	2300	10/Box



# Grasping Forceps

Grasping Forceps are used for endoscopic taking out foreign bodies from the human body.



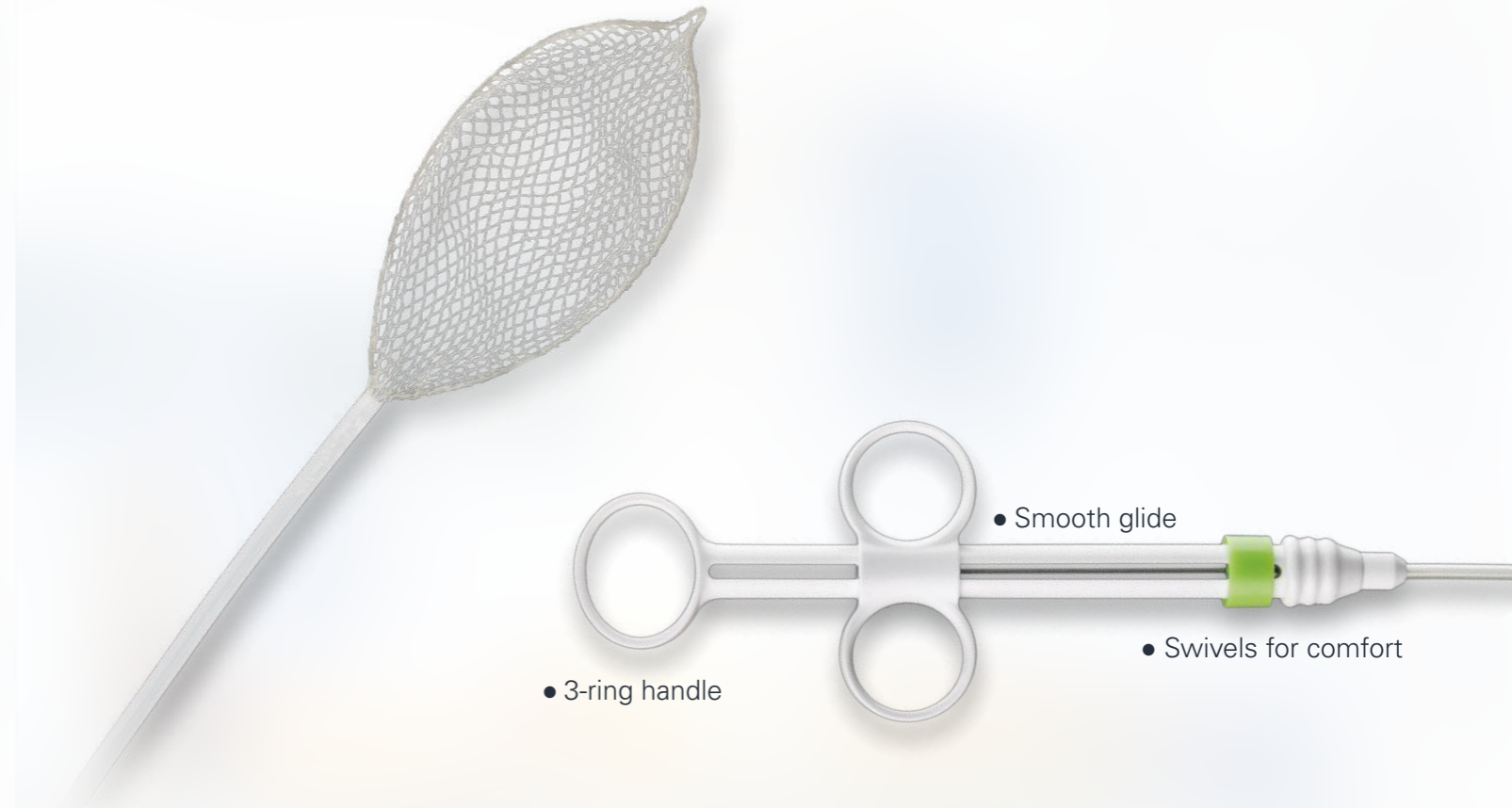
## Performance Characteristics

- Adequate forceps opening width, available to take out large size foreign bodies
- Ergonomic handle design with the opening/closing operation of the forceps cups by only one hand

## Specifications

REF	Jaw Diameter (mm)	Channel Size Ø (mm)	Opening Width (mm)	Jaw Style	Working Length (mm)	Packaging
<b>Grasping Forceps – Ø2.3 UNCOATED</b>						
NGF01-11023180	2.3	≥2.8	6.3	Rat Tooth	1800	10/Box
NGF01-11023230	2.3	≥2.8	6.3	Rat Tooth	2300	10/Box
NGF11-11023180	2.3	≥2.8	8.1	Alligator	1800	10/Box
NGF11-11023230	2.3	≥2.8	8.1	Alligator	2300	10/Box
<b>Grasping Forceps – Ø2.3 COATED</b>						
NGF03-11023180	2.3	≥2.8	6.3	Rat Tooth	1800	10/Box
NGF03-11023230	2.3	≥2.8	6.3	Rat Tooth	2300	10/Box
NGF13-11023180	2.3	≥2.8	8.1	Alligator	1800	10/Box
NGF13-11023230	2.3	≥2.8	8.1	Alligator	2300	10/Box
NGF33-11023180	2.3	≥2.8	8.1	Griffin	1800	10/Box
NGF33-11023230	2.3	≥2.8	8.1	Griffin	2300	10/Box
<b>Grasping Forceps – Ø1.8 COATED</b>						
NGF33-11018120	1.8	≥2.0	8.1	Griffin	1200	10/Box
NGF33-11018180	1.8	≥2.0	8.1	Griffin	1800	10/Box

# Retrieve Net



## Performance Characteristics

- Designed for polyp and foreign body retrieval, support a variety of retrieval needs
- Secure large and small foreign bodies and preserve tissue specimens
- Engineered with a strong, reinforced net for extra security
- Unique net design to maintain shape and open to capacity across multiple passes

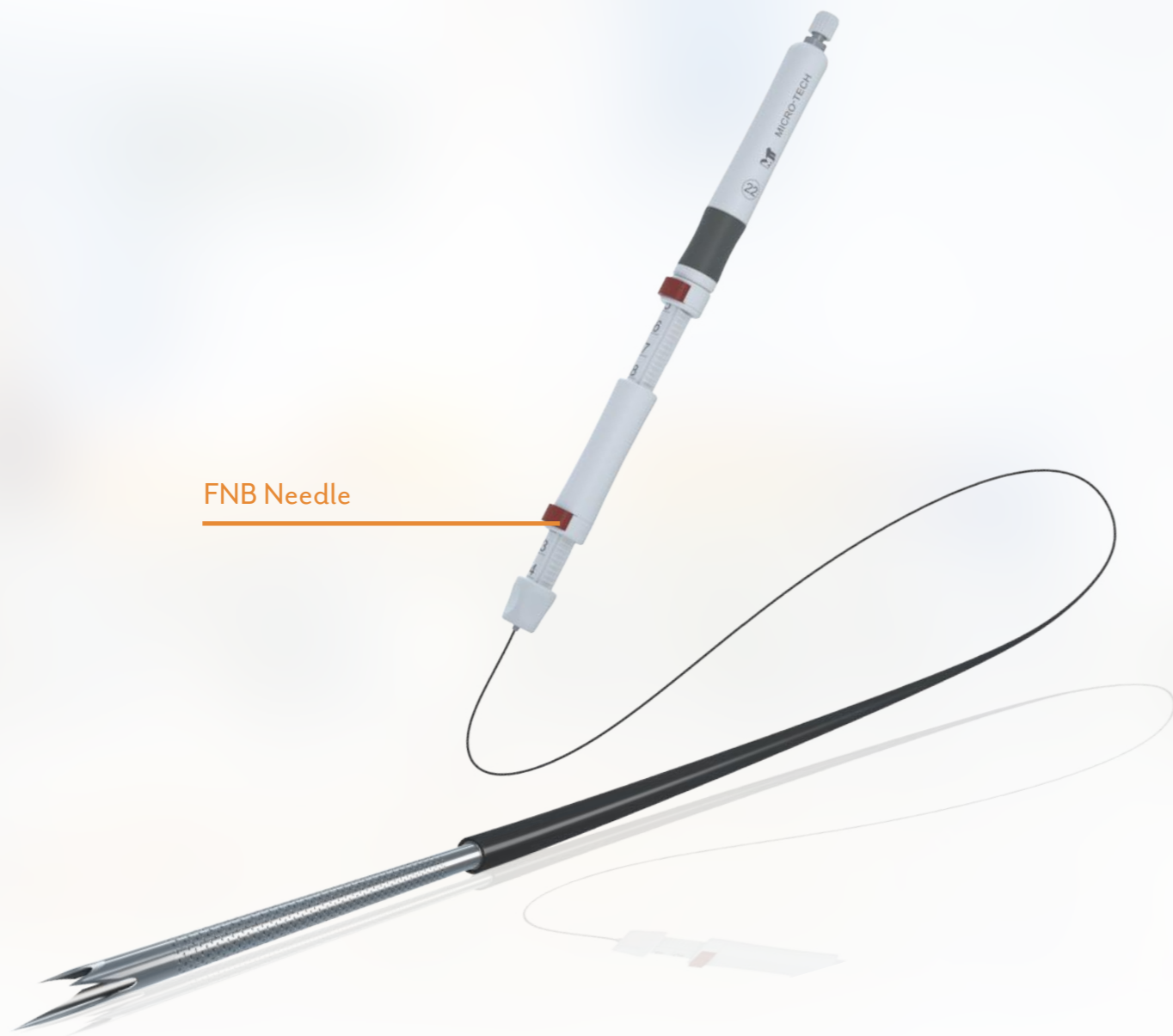
## Specifications

REF	Diameter of Snare (mm)	Working Length (mm)	Shape of Snare	Working Channel (mm)
<b>Retrieve Net</b>				
NT-E-30/23-p	30	2300	Oval	2.8
NT-E-30/16-p	30	1600	Oval	2.8

# Endoscopic Ultrasound Aspiration Needle

## Trident™ EUS-FNB Needle

For histological tissue structures



### Performance Characteristics

- Designed for cases when FNA is non-diagnostic or inadequate and tissue architecture is needed
- Co-Cr alloy needle utilized for enhanced needle flexibility, durability and target accessibility
- Unique Trident™ multi-blade three-prong tip facilitates histological quality tissue sampling
- Innovative one-button adjusters for needle depth and sheath length provide easy and precise one-hand control
- V-notch laser etched markings for enhanced needle echogenicity under ultrasound
- Smooth sheath ensures pushability in angulated EUS endoscope as well as protection for the working channel
- Compatible with the full range of EUS endoscopes



Handle FNB Trident™ with red locking devices, FNA needles with blue locking devices.

### Specifications

REF	Needle Ø (Gauge)	Sheath Ø (mm)	Maximum Needle Length (mm)	Needle Type	Channel Size Ø (mm)	Working Length (mm)
<b>Trident™ EUS-FNB Needle (Laser beam Treated)</b>						
EUS-25-1-N	25	1.8	80	Co-Cr Alloy	≥2.8	1375~1415
EUS-22-1-N	22	1.8	80	Co-Cr Alloy	≥2.8	1375~1415
EUS-19-1-N	19	1.8	80	Co-Cr Alloy	≥2.8	1375~1415


# Endoscopic Ultrasound Aspiration Needle

## EUS-FNA Premium Needle

For diagnostic and therapeutic interventions

### Performance Characteristics

- Co-Cr alloy needle utilized for enhanced needle flexibility, durability, and target accessibility, designed for diagnostic and therapeutic intervention at challenging anatomies.
- V-notch laser etched markings for enhanced needle echogenicity under ultrasound.
- Innovative one-button adjusters for needle depth and sheath length provide easy and precise one-hand control.
- Smooth sheath ensures pushability in angulated EUS endoscope as well as protection for the working channel.
- Compatible with the full range of EUS endoscopes.



### Specifications

REF	Needle Ø (Gauge)	Sheath Ø (mm)	Maximum Needle Length (mm)	Needle Type	Channel Size Ø (mm)	Working Length (mm)
<b>EUS-FNA Premium Needle (Laser beam Treated)</b>						
EUS-25-0-N	25	1.8	80	Co-Cr Alloy	≥2.8	1375~1415
EUS-22-0-N	22	1.8	80	Co-Cr Alloy	≥2.8	1375~1415
EUS-19-0-N	19	1.8	80	Co-Cr Alloy	≥2.8	1375~1415



# Single-Use Biopsy Forceps

## TruBite™ Biopsy Forceps

The wide choice of Single-Use Biopsy Forceps ensures that you are perfectly equipped for every application. MICRO-TECH offers forceps with diameters of 1.8 to 3.0 mm in addition to lengths of 120, 180 and 230 cm. Regardless of whether they are tapered, with or without a spike, coated or uncoated and with standard or alligator – all models are characterised by their high reliability. The excellent cutting edge of the biopsy forceps allows you to take diagnostically conclusive tissue samples in a safe, easy manner.

### Performance Characteristics


- Reliability
- Very comfortable to use
- Diagnostically conclusive biopsies
- Wide product variety
- 4 linkage jaw design with a single pulling wire for enhanced cutting performance
- Working channel-friendly design




### Rapid identification

Jaw section protective cap:

- Red – with needie
- Yellow – without needie



Alligator





Rivet-hinge design


### Coating:

- Grey – Ø1.8mm / Ø2.3mm , 180 cm long
- Yellow – Ø1.8mm , 160cm , 180cm long
- Orange – Ø2.3mm / Ø2.4mm / Ø3.0mm , 180cm long
- Blue – Ø2.3mm / Ø2.4mm / Ø3.0mm , 230cm long


## Specifications


REF	Jaw Style	Jaw Diameter (mm)	Needle	Channel Size Ø (mm)	Working Length (mm)	Packaging
<b>TruBite™ Biopsy Forceps – Ø 1.8 COATED</b> 						
NBF03-11018120	Oval	1.8	W/O	≥2.0	1200	10/Box
NBF03-11118120	Oval	1.8	W/	≥2.0	1200	10/Box
NBF03-11018160	Oval	1.8	W/O	≥2.0	1600	10/Box
NBF03-11118160	Oval	1.8	W/	≥2.0	1600	10/Box
NBF13-11018120	Alligator	1.8	W/O	≥2.0	1200	10/Box
NBF13-11018160	Alligator	1.8	W/O	≥2.0	1600	10/Box


REF	Jaw Style	Jaw Diameter (mm)	Needle	Channel Size Ø (mm)	Working Length (mm)	Packaging
<b>TruBite™ Biopsy Forceps – Ø2.3 COATED</b> 						
NBF03-01023160	Round	2.3	W/O	≥2.8	1600	10/Box
NBF03-01023180	Round	2.3	W/O	≥2.8	1800	10/Box
NBF03-01023230	Round	2.3	W/O	≥2.8	2300	10/Box
NBF03-11023180	Oval	2.3	W/O	≥2.8	1800	10/Box
NBF03-11123180	Oval	2.3	W/	≥2.8	1800	10/Box
NBF03-11023230	Oval	2.3	W/O	≥2.8	2300	10/Box
NBF03-11123230	Oval	2.3	W/	≥2.8	2300	10/Box
NBF13-11023180	Alligator	2.3	W/O	≥2.8	1800	10/Box
NBF13-11123180	Alligator	2.3	W/	≥2.8	1800	10/Box
NBF13-11023230	Alligator	2.3	W/O	≥2.8	2300	10/Box
NBF13-11123230	Alligator	2.3	W/	≥2.8	2300	10/Box

REF	Jaw Style	Jaw Diameter (mm)	Needle	Channel Size Ø (mm)	Working Length (mm)	Packaging
<b>TruBite™ Biopsy Forceps – Large Capacity Ø2.4 COATED</b> 						
LCNBF63-10024180	Alligator	2.4	W/O	≥2.8	1800	10/Box
LCNBF63-10124180	Alligator	2.4	W/	≥2.8	1800	10/Box
LCNBF63-10024230	Alligator	2.4	W/O	≥2.8	2300	10/Box
LCNBF63-10124230	Alligator	2.4	W/	≥2.8	2300	10/Box

REF	Jaw Style	Jaw Diameter (mm)	Needle	Channel Size Ø (mm)	Working Length (mm)	Packaging
<b>TruBite™ Biopsy Forceps Jumbo – Ø3.0 COATED</b> 						
NBF03-01030230	Oval	3.0	W/O	≥3.2	2300	10/Box
NBF03-01130230	Oval	3.0	W/	≥3.2	2300	10/Box
NBF13-01030230	Alligator	3.0	W/O	≥3.2	2300	10/Box
NBF13-01130230	Alligator	3.0	W/	≥3.2	2300	10/Box

REF	Jaw Style	Jaw Diameter (mm)	Needle	Channel Size Ø (mm)	Working Length (mm)	Packaging
<b>TruBite™ Biopsy Forceps – Ø 1.8 UNCOATED</b> 						
NBF01-11018120	Oval	1.8	W/O	≥2.0	1200	10/Box
NBF01-11118120	Oval	1.8	W/	≥2.0	1200	10/Box
NBF01-11018160	Oval	1.8	W/O	≥2.0	1600	10/Box
NBF01-11118160	Oval	1.8	W/	≥2.0	1600	10/Box
NBF01-11018180	Oval	1.8	W/O	≥2.0	1800	10/Box
NBF01-11118180	Oval	1.8	W/	≥2.0	1800	10/Box
NBF11-11018120	Alligator	1.8	W/O	≥2.0	1200	10/Box
NBF11-11018160	Alligator	1.8	W/O	≥2.0	1600	10/Box
NBF11-11018180	Alligator	1.8	W/O	≥2.0	1800	10/Box

REF	Jaw Style	Jaw Diameter (mm)	Needle	Channel Size Ø (mm)	Working Length (mm)	Packaging
<b>TruBite™ Biopsy Forceps – Ø2.3 UNCOATED</b> 						
NBF01-01023160	Round	2.3	W/O	≥2.8	1600	10/Box
NBF01-01023230	Round	2.3	W/O	≥2.8	2300	10/Box
NBF01-11023120	Oval	2.3	W/O	≥2.8	1200	10/Box
NBF01-11123120	Oval	2.3	W/	≥2.8	1200	10/Box
NBF01-11023160	Oval	2.3	W/O	≥2.8	1600	10/Box
NBF01-11123160	Oval	2.3	W/	≥2.8	1600	10/Box
NBF01-11023180	Oval	2.3	W/O	≥2.8	1800	10/Box
NBF01-11123180	Oval	2.3	W/	≥2.8	1800	10/Box
NBF01-11023230	Oval	2.3	W/O	≥2.8	2300	10/Box
NBF01-11123230	Oval	2.3	W/	≥2.8	2300	10/Box
NBF11-11023160	Alligator	2.3	W/O	≥2.8	1600	10/Box
NBF11-11123160	Alligator	2.3	W/	≥2.8	1600	10/Box
NBF11-11023180	Alligator	2.3	W/O	≥2.8	1800	10/Box
NBF11-11123180	Alligator	2.3	W/	≥2.8	1800	10/Box
NBF11-11023230	Alligator	2.3	W/O	≥2.8	2300	10/Box
NBF11-11123230	Alligator	2.3	W/	≥2.8	2300	10/Box

REF	Jaw Style	Jaw Diameter (mm)	Needle	Channel Size Ø (mm)	Working Length (mm)	Packaging
<b>TruBite™ Biopsy Forceps Jumbo – Ø3.0 UNCOATED</b> 						
NBF01-01130180	Oval	3.0	W/	≥3.2	1800	10/Box
NBF01-01030230	Oval	3.0	W/O	≥3.2	2300	10/Box
NBF01-01130230	Oval	3.0	W/	≥3.2	2300	10/Box

## Single-Use Biopsy Forceps

# TechBite™ Biopsy Forceps



### Performance Characteristics

- Reliable jaw design delivers precise cutting performance yielding large capacity tissue samples
- Oval and alligator jaws available.
- Reduced shaft length to facilitate easier passage into the working channel even under tortuous conditions
- Coated sheath reduces sliding friction and wear on the biopsy channel
- Available with or without needle to meet different clinical needs
- Thumb-ring handle design provides optimal control and a clear tactile feel

### Specifications

REF	Jaw Style	Jaw Diameter (mm)	Needle	Working Length (mm)	Channel Size Ø (mm)	Packaging
<b>TechBite™ Biopsy Forceps</b>						
EBF33-11018120	Oval	1.8	W/O	1200	≥2.0	10/Box
EBF33-11018180	Oval	1.8	W/O	1800	≥2.0	10/Box
EBF33-11018230	Oval	1.8	W/O	2300	≥2.0	10/Box
EBF33-11023120	Oval	2.3	W/O	1200	≥2.8	10/Box
EBF33-11023180	Oval	2.3	W/O	1800	≥2.8	10/Box
EBF33-11023230	Oval	2.3	W/O	2300	≥2.8	10/Box
EBF33-11123120	Oval	2.3	W/	1200	≥2.8	10/Box
EBF33-11123180	Oval	2.3	W/	1800	≥2.8	10/Box
EBF33-11123230	Oval	2.3	W/	2300	≥2.8	10/Box
EBF43-11018120	Alligator	1.8	W/O	1200	≥2.0	10/Box
EBF43-11018180	Alligator	1.8	W/O	1800	≥2.0	10/Box
EBF43-11018230	Alligator	1.8	W/O	2300	≥2.0	10/Box
EBF43-11023120	Alligator	2.3	W/O	1200	≥2.8	10/Box
EBF43-11023180	Alligator	2.3	W/O	1800	≥2.8	10/Box
EBF43-11023230	Alligator	2.3	W/O	2300	≥2.8	10/Box
EBF43-11123120	Alligator	2.3	W/	1200	≥2.8	10/Box
EBF43-11123180	Alligator	2.3	W/	1800	≥2.8	10/Box
EBF43-11123230	Alligator	2.3	W/	2300	≥2.8	10/Box

## Disposable Hot Biopsy Forceps



### Performance Characteristics

- Reliability
- Safety
- Very comfortable to use
- High quality riveted scissors joints
- Puncture-proof FEP insulation
- 3-ring handle with Universal power connection
- Excellent cutting characteristics



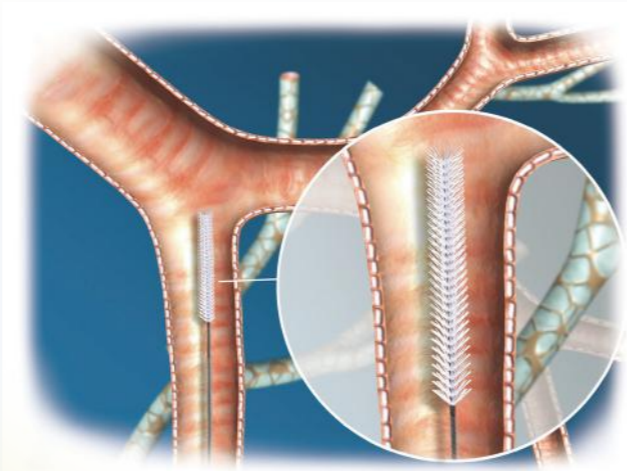
Disposable hot biopsy forceps in endoscopic use.

### Specifications

REF	Jaw Diameter (mm)	Channel Size Ø (mm)	Working Length (mm)	Packaging
<b>Disposable Hot Biopsy Forceps</b>				
HBF05-11018120	1.8	≥2.0	1200	10/Box
HBF05-11018160	1.8	≥2.0	1600	10/Box
HBF05-11018180	1.8	≥2.0	1800	10/Box
HBF05-11023120	2.3	≥2.8	1200	10/Box
HBF05-11023160	2.3	≥2.8	1600	10/Box
HBF05-11023180	2.3	≥2.8	1800	10/Box
HBF05-11023230	2.3	≥2.8	2300	10/Box

# Cytology Brush


The MICRO-TECH cytology brush can be very easily pushed forward to the desired site through the endoscope and the lesion can then actually be brushed off without effort. The thin bristles enable a tissue-sparing cytologic smear. The plastic tube and the distal ball for closure protect the tissue sample when the device is retracted. A potential contamination of the sample or even a loss of sample is thus excluded.




## Performance Characteristics

- Thin brushes for an optimal collection of cells
- Includes plastic tube and metal head for closure
- For endoscopes with a working channel diameter above 2.0 mm
- Sterile single packaging

## Specifications

REF	Brush Diameter (mm)	Brush Length (mm)	Catheter O.D. (mm)	Channel Size Ø (mm)	Working Length (mm)	Packaging
<b>Cytology Brush</b> 						
CYB-18S-18C	1.8	11.5	2.3	≥2.8	1800	20/Box
CYB-24S-18C	2.4	11.5	2.3	≥2.8	1800	20/Box
CYB-24S-24C	2.4	11.5	2.3	≥2.8	2400	20/Box
CYB-30S-16C	3.0	11.5	2.3	≥2.8	1600	20/Box
CYB-30S-23C	3.0	11.5	2.3	≥2.8	2300	20/Box
CYB-40S-18C	4.0	11.5	2.3	≥2.8	1800	20/Box
CYB-40S-24C	4.0	11.5	2.3	≥2.8	2400	20/Box

# Multiple Band Ligator Set



## Performance Characteristics


- Both Latex and Synthetic Rubber available in different colors
- Tactile feel. The Band deployment produces a tactile feel that the operator can recognize regardless of surrounding noise in the procedure room
- Large barrel wheel for improved torque
- User friendly assembly with quick set up kit
- We are the only company to offer this product as a sterile unit
- 3 barrels types available 4, 6 & 7 shooter.




# Disposable Cleaning Brush

The disposable cleaning brushes from MICRO-TECH ensure a perfectly cleaned endoscope, thus reducing the risk of cross-contamination to a minimum.

## Specifications

REF	Required Working Channel (mm)	Scope O.D. (mm)	Bands / Ligating Unit	Band Type	Packaging
<b>Multiple Band Ligator Set</b>					
MBLS-7F-NL	2.8	9.4-13.0	7pcs	Latex Free	1/Box
MBLS-6F-NL	2.8	9.4-13.0	6pcs	Latex Free	1/Box
MBLS-4F-NL	2.8	9.4-13.0	4pcs	Latex Free	1/Box
MBLS-7F	2.8	9.4-13.0	7pcs	Latex	1/Box
MBLS-6F	2.8	9.4-13.0	6pcs	Latex	1/Box
MBLS-4F	2.8	9.4-13.0	4pcs	Latex	1/Box
MBLS-XL-7F-NL	2.8	11.0-14.0	7pcs	Latex Free	1/Box
MBLS-XL-6F-NL	2.8	11.0-14.0	6pcs	Latex Free	1/Box
MBLS-XL-4F-NL	2.8	11.0-14.0	4pcs	Latex Free	1/Box
MBLS-XL-7F	2.8	11.0-14.0	7pcs	Latex	1/Box
MBLS-XL-6F	2.8	11.0-14.0	6pcs	Latex	1/Box
MBLS-XL-4F	2.8	11.0-14.0	4pcs	Latex	1/Box




## Performance Characteristics

- 2 brush heads for time-saving cleaning
- Protective beads on the brush heads
- Brushes made of resistant nylon
- Individually hygienically packed



# Polyp Collection Kit

## Specifications


REF	Brush Type	Brush Diameter (mm)	Brush Length (mm)	Catheter O.D.Ø (mm)	Channel Size Ø (mm)	Working Length (mm)	Valve Brush
<b>Disposable Cleaning Brush</b>							
CB13-50120/01	Standard	5/12	20/40	N/A	N/A	N/A	Valve Brush
CB18-5050/16	Standard	5	20	1.8	≥2.0	1600	N/A
CB18-5050/18	Standard	5	20	1.8	≥2.0	1800	N/A
CB18-5050/23	Standard	5	20	1.8	≥2.0	2300	N/A
CB18-T5050/23	Tapered	5	20	1.8	≥2.0	2300	N/A
CB18-T5050/23-A	Tapered	5	20	1.8	≥2.0	2300	With One Head Valve Brush
CB18-T5050/23-B	Tapered	5	20	1.8	≥2.0	2300	With Double Head Valve Brush
CB23-5050/18	Standard	5	20	2.3	≥2.8	1800	N/A
CB23-5050/23	Standard	5	20	2.3	≥2.8	2300	N/A
CB23-T5050/23	Tapered	5	20	2.3	≥2.8	2300	N/A



## Performance Characteristics

- Individual packaging
- Easy in-line installation
- Multi-chamber allows for multiple samples
- Visual markers for each chamber
- Single Patient Use

## Specifications

REF	Dimension	Packaging
<b>Disposable Cleaning Brush</b>		
BBP-50	Fixed chamber	25/Box
BBP-50-M	Removable chamber	25/Box



# Disposable Bite Block

Different models available: standard, pediatric and mouthguards with a special atraumatic design.



## Performance Characteristics

- Superior design
- Smooth surface to enhance patient comfort
- Large and flexible openings allowing the scope passage and finger-assisting simultaneously
- Strap available to improve safety and convenience

## Specifications

REF	Indication	Color	Packaging
<b>Disposable Bite Block</b>			
AC01-103.A	For Adult	Blue	100/Box
AC01-103.P	For Child	Light Blue	100/Box

# Working Channel Valves



## Performance Characteristics

- To prevent leakages during endoscopic procedures
- Now with improved design to ensure proper fixation on the biopsy channel port and control during use
- New air tight grip which minimizes backflow of liquids during exchange of flexible instruments
- Different options for Olympus and Pentax endoscopes



## Specifications

REF	Description	Packaging
<b>Working Channel Valves</b>		
AC03-102.O	Blue, compatible with OLYMPUS/Fujinon endoscopes	100/Box
AC03-102.P	Red, compatible with Pentax endoscopes	100/Box

# CatchAll™ Transport Pad

The CatchAll™ Transport Pad is a convenient way to transport a soiled endoscope from the procedure to reprocessing room. When securely closed, the pad cushions and protects the scope while providing a sealed transport container.

The pad is simple to set up; includes a sizeable absorbent material pad and thoroughly covers the cart surface.

After use, cinch up the drawstrings and the pad converts to a sealed, cushioned container. The thick absorbent material helps both absorb any fluid and protect the scope during transportation.



## Specifications

REF	Description	Package Units
CP62121	CatchAll™ Transport Pad	25/Box

# Unit Conversion Table

French (F)	Inch (in)	Millimetre (mm)
3F	0.039	1
4F	0.053	1.35
5F	0.066	1.67
6F	0.079	2
7F	0.092	2.3
8F	0.105	2.7
9F	0.118	3
10F	0.131	3.3
11F	0.144	3.7
12F	0.158	4
13F	0.17	4.3
14F	0.184	4.7
15F	0.197	5
16F	0.21	5.3
17F	0.223	5.7
18F	0.236	6
19F	0.249	6.3
20F	0.263	6.7
21F	0.268	7.3
24F	0.31	8
26F	0.341	8.7
28F	0.367	9.3
30F	0.393	10
32F	0.419	10.7
34F	0.445	11.3